

31221 Cat-back 2-1/4" dual kit with performance mufflers

2011-2012 Dodge Charger w/V6 3.6L

Kit Includes:

- | | | |
|-----------------------------------|-----------------------------|---------------------------|
| 1) # 1053061 H-pipe | 1) # 1053042 right muffler | 1) # 1053043 left muffler |
| 1) right tail pipe # 1053062 | 1) left tail pipe # 1053063 | |
| 6) 2-1/4" Accuseal clamps # A22AF | | |

DANGER WARNING: Should the purchaser decide to install this exhaust product at home, be warned that pleasure car or light duty truck/van "bumper" jacks are intended for emergency use only. The use of frame contact jack stands in conjunction with a floor jack as main support is highly recommended to minimize accidental dropping of a vehicle while the installation proceeds.

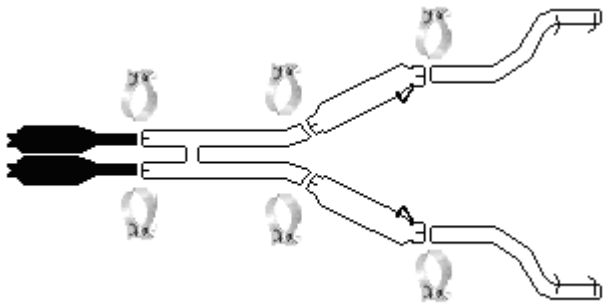
Limitation of liability--Disclaimers: The regulation of emissions production, noise levels and safety standards is undertaken by the federal government, each of the fifty state legislatures, and by many local municipalities, towns and counties.

The manufacturer makes no warranties of merchantability, of fitness for a particular purpose, or that its products are approved for general use, or that its products comply with laws, regulations or ordinances in the states where they may be sold to the ultimate purchaser, the consumer.

The entire risk as to the conformity of this product in any such state and as to repair, should the product prove to be defective or non-conforming, is on the retail purchaser, the buyer, the ultimate consumer of such product and it is not upon the seller, distributor, or manufacturer.

In this connection, retail purchaser, the buyer, the ultimate consumer assumes the burden of the entire cost of any and all necessary service, alterations, and or repair.

The foregoing statement limits the liability of the manufacturer.





31221 Instructions:

NOTE: DO NOT TIGHTEN ANY CLAMPS UNTIL THE LAST STEP!!

- 1) Support the vehicle in a safe manner, using a shop hoist or frame contact jack stands on a level surface. Remove the old exhaust system behind the converter pipe, where the old system clamps to the converter pipe. You can remove the old system by removing the clamps after the converters, and then pulling the factory exhaust system forward and out of the rubber hanger mounts, you may need to lubricate these to remove the wire hooks from these, reuse these rubber mounts, except for after the rear end on the driver side, remove these from the vehicle.
- 2) Remove the cross braces to allow for installing the h pipe. You will need to reinstall these after the tail pipes are installed.
- 3) Install the 2-1/4" i.d. ends of the H-pipe to the converter pipe, using the included 2-1/4" clamps. Tighten the assembly slightly, but do not over tighten at this time.
- 4) Install left and right front mufflers to the H-pipe outlets using the included 2-1/4" clamps. Note: the end with the hangers is the outlet on both mufflers, and the hooks of the hangers are welded on the inside edge of the mufflers and hook out towards the o.e. rubber hanger mounts above. Attach these wire hooks to the o.e. rubber hanger mounts above.
- 5) Install the left (driver side) and right tail pipes to the front mufflers using the included 2-1/4" clamps. The tail pipes are mirror images and both have 3 bends, with the long straight end on both being the outlet. Reinstall the cross braces.
- 6) Attach the rod portion of the hangers on the tail pipes to the o.e. rubber hanger mounts above.
- 7) Check for clearance of the frame, body, suspension members, and of all brake and fuel lines. When you are satisfied with how the system hangs, tighten all Accuseal clamps to approximately 65 ft./lbs. Make sure the cross braces are reinstalled and tightened.

31221



BUILD SHEET FOR: 2-1/4" Charger V6 cat-back kit

PART #'S: # 31221, 1053060

- _____ 1) HARDWARE KIT
- _____ 1) # 1053061 H-pipe
- _____ 1) # 1053042 right muffler
- _____ 1) # 1053043 left muffler
- _____ 1) right tail pipe # 1053062
- _____ 1) left tail pipe # 1053063

INSPECTED BY: _____

DATE: _____

INSPECTED BY: _____

DATE: _____

BUILD SHEET FOR: 2-1/4" Charger V6 cat-back kit

PART #'S: # 31221, 1053060

- _____ 1) HARDWARE KIT
- _____ 1) # 1053061 H-pipe
- _____ 1) # 1053042 right muffler
- _____ 1) # 1053043 left muffler
- _____ 1) right tail pipe # 1053062
- _____ 1) left tail pipe # 1053063

INSPECTED BY: _____

DATE: _____

INSPECTED BY: _____

DATE: _____