




Installation Instructions
Part Number 520-538
Poweraid Spacer For
2004-14 Nissan Titan/Armada
2004-2010 Infiniti QX56
5.6L V-8



Parts List

#1	Poweraid Spacer	x1
#2	O-Ring	x1
#3	6mm x 70mm Hex Bolts	x4
#4	6mm Flat Washers	x4

Tools Required For Installation


5/16" & 10mm Sockets
5mm Allen Wrench
Ratchet & Extension

Thank you for purchasing the Poweraid Throttle Body Spacer. Please read the instruction manual carefully before proceeding with the installation. Contact AIRAID @ (800) 498-6951 8:00 AM - 5:00 PM MST Weekdays for questions regarding fit or instructions that are not clear to you. Your Poweraid Throttle Body Spacer was carefully inspected and packaged. Check that no parts are missing, or were damaged during shipping. If any parts are missing, please contact AIRAID.


Thank you for selecting AIRAID.



1. **Disconnect the negative battery cable!**
Using a 10mm socket, remove the two bolts at the front of the engine beauty cover. Remove the engine beauty cover by lifting up and releasing it from the grommets.




2. Using a 5/16" socket, loosen the hose clamp on the throttle body end of the factory air intake tube. Move the factory air intake tube up and out of the way of the throttle body. Using a 5mm allen wrench, remove the 4 bolts that hold the throttle body to the intake manifold.



3. Install the O-Ring (#2) into the groove on the Poweraid Spacer (#1). Install the spacer between the intake manifold, and the throttle body with the O-Ring facing the throttle body. Insert four 6mm x 70mm Hex Bolts (#3), and 6mm Flat Washers (#4) through the throttle body, Poweraid Spacer, and into the intake manifold. Using a 10mm socket, tighten all 4 throttle body bolts evenly, to the manufacturer's specifications.

Do Not Over Tighten The Bolts!



4. Reinstall the factory intake tube, and tighten the hose clamp. Reinstall the engine beauty cover, and tighten the factory bolts.

Re-connect the negative battery cable!

The sound of power...The "whistle" means its working!

Contact your nearest Airaid dealer for an Airaid Intake System for your car, truck or SUV.



Instructions Revision
02.13.15

AIRAID Filter Co. 2688 E Rose Garden Ln. Phoenix AZ 85050 (800) 498-6951 Airaidinfo@airaid.com www.airaid.com