

Hellwig PRODUCTS.com


559-734-7451 800-367-5480 FAX 559-734-7460

INSTALLATION INSTRUCTIONS

FRONT STABILIZER BAR

99-04 F250 & F350 S/D AND 00-04 EXCURSION 4WHL DR



Thank you for purchasing a quality Hellwig Product.



DRIVERS SIDE



PASSENGER SIDE



TORQUE TABLE

BOLT SIZE: 3/8" = 20-30 ft. lbs. - 7/16" = 35-45 ft. lbs. - 1/2" = 50-70 ft. lbs. - 9/16" = 70-90 ft. lbs.

SAFETY: BEFORE STARTING YOUR INSTALLATION, BE SURE TO SET PARKING BRAKE AND CHOCK THE WHEELS.

NOTE: TO EASE INSTALLATION AND TO PROPERLY ADJUST BAR, THE WEIGHT OF THE VEHICLE MUST BE ON THE SUSPENSION, AS IF DRIVING DOWN THE ROAD. DO NOT RAISE THE VEHICLE BY FRAME.

NOTE: THIS ANTI SWAY BAR IS DESIGNED TO REPLACE THE FACTORY MOUNTED SWAY BAR USING THE FACTORY END LINKS AND MOUNTING HARDWARE FOR THE U-PLATES.

1. Remove the factory installed sway bar and all the mounting hardware. Do not discard the mounting bolts as they will be used for reinstallation of the new front sway bar.
2. Install the D-shaped poly bushings on the sway bar in the same location as the factory sway bar. Position the sway bar onto the frames using the U-plates and washer that are provided and tighten with the mounting bolts that were removed in step (1). **Leave loose at this time.**
3. Fasten the arms of the sway bar to the factory end links using the factory mounting bolts and hardware.
4. With the sway bar properly aligned and the end links are straight up and down as possible torque all the mounting hardware to factory specifications.
5. Test drive your vehicle and recheck your installation readjust and torque if necessary. Recheck your installation on a monthly regular basis thereafter.

ATTENTION INSTALLER: BE SURE THE CUSTOMER RECEIVES THIS INSTRUCTION SHEET, ALL WARNING AND NOTE CARDS AND THE WARRANTY FORM.

Hellwig PRODUCTS.com

559-734-7451 800-367-5480 FAX 559-734-7460

PARTS LIST

FSB KIT # 7640

"00-04" EXCURSION 4 WHL DR.

PART #	QTY	DESCRIPTION
20217640	1	(1-1/2") SWAY BAR
20800775	2	U-PLATE
111000869	2	(1-1/2") POLY BUSHING
125000115	1	SMALL PARTS BAG # BG-115
102306001	4	(3/8") FLAT WASHER
135000381	1	INSTRUCTION SHEET R-7640 (R-381)