


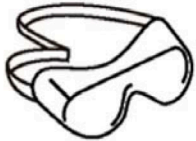


10-up Dodge Journey/ Fiat Freemont

MIRROR COVER APPLIQUÉS



A KIT CONTENTS



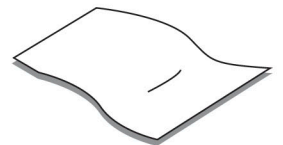
Safety Goggles



Nitrile Gloves



Alcohol Wipes




Cloth for cleaning surfaces

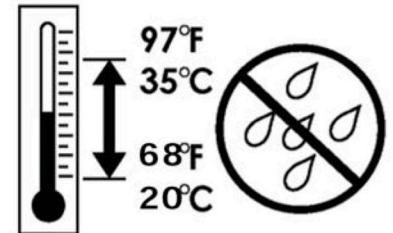
B EYE PROTECTION

C PREP KIT

1



2



IMPORTANT NOTICE

Prior to installation, check the entire kit for possible damage or defects.

**IF PARTS ARE DAMAGED OR CONTAIN DEFECTS DO NOT INSTALL.
YOU MUST RETURN THE COMPLETE KIT IF YOU WISH TO MAKE A WARRANTY CLAIM.**

APPLICATION:

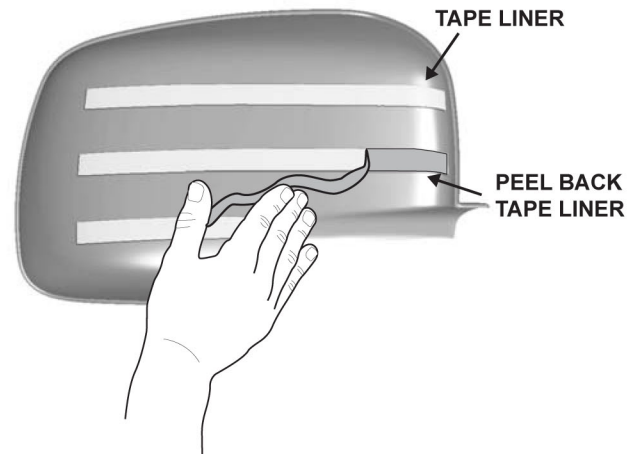

- Dry fit parts to become familiar with installation process and ensure proper positioning.
- When cleaning, constantly use a new section of towel as you move from area to area.
- Clean areas to be covered with mirror covers using isopropyl alcohol wipe or bottled 70% Isopropyl alcohol and a clean cloth.

3



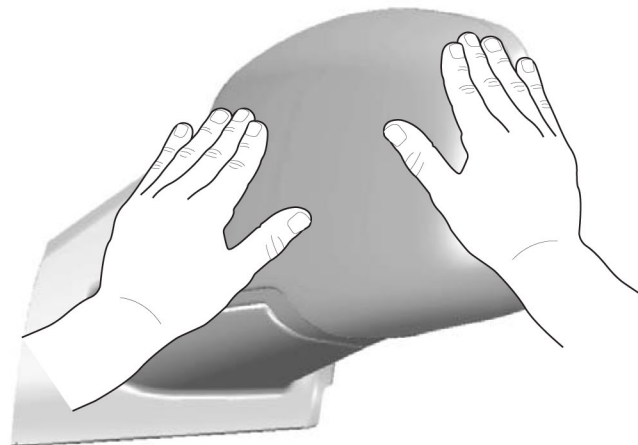
10-up Dodge Journey/ Fiat Freemont

MIRROR COVER APPLIQUÉS



1 DRY FIT PART TO ENSURE PROPER POSITIONING

2 REMOVE ALL TAPE LINERS



3 PLACE PART INTO FINAL POSITION AND APPLY PRESSURE FOR 30 SECONDS AT 30 LBS. TO ENSURE PROPER ADHESION