



Installation Instructions

717873

1999-06 SILVERADO 1500 ('07 CLASSIC)
 GMC SIERRA 1500 ('07 CLASSIC)
 4.3L, 4.8L, 5.3L ENGINE

OVERVIEW:

1. Take a moment to read and understand these instructions before installing your Flowmaster performance system.

NOTE: Please inventory all parts now before continuing and if necessary, report any missing items to our tech line. This will avoid potentially stranding your vehicle until any missing replacement parts arrive.

ITM #	PART #	DESCRIPTION	QTY.
N/A	PK1013	Hardware Package includes:	1
5	511HA	'99-'05 Rear Clamp Hanger	1
6	515HA	'06 Rear Clamp Hanger	1
7	MC300BS	3" Stainless Band Clamp	1
8	227HA	'99 Right Frame Hanger	1
9	HA168	Red Rubber Hanger	1
10	HA566	'04 Back Up Plate	2
11	HW209	3/8-16 x 1 1/4 HC Bolt Z 5	1
12	HW103	3/8-16 Z 5 Nut	1
13	HW303	3/8" Flat Washer	1
14	HW309	3/8" Lock Washer	1
15	HW502	7/16" Hanger Keeper	2
16	HW503	1/2" Hanger Keeper	2

ITM #	PART #	DESCRIPTION	QTY.
1	26779M	Inlet Pipe Assembly	1
2	71249-Z	FlowFX Muffler	1
3	26780M	Tailpipe Assembly	1
4	ST509B	Tips	1

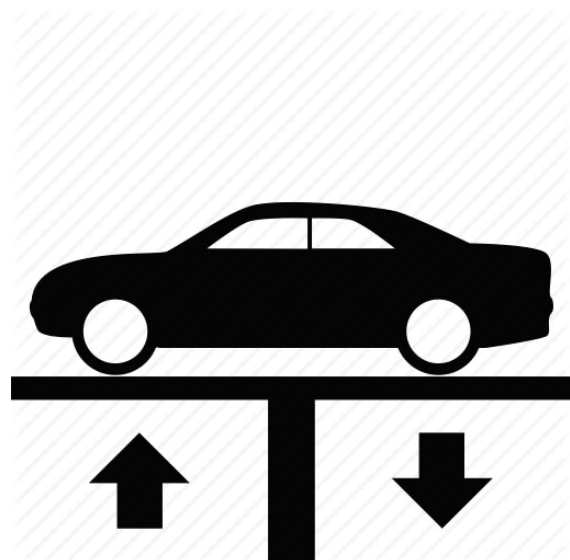
REMOVE STOCK EXHAUST SYSTEM:

2. Raise vehicle up on a hoist or rack to working height. If you don't have access to a hoist or rack, support vehicle with jack stands.

WARNING:
 Avoid serious burns! Allow your vehicle time to cool completely before touching any factory engine components.

To ease preparation and installation of your new kit:


- Apply penetrating lubricant to mounts, bolts and clamps before you remove them.
- Use stands as necessary to support parts as you detach them from your vehicle and again as you install new parts.



- Cut tailpipe at muffler exit. Disassemble hanger wires from isolators and remove tailpipe section from vehicle.



- Support muffler and remove nuts (x2) from inlet pipe flange. Disassemble wire hangers from isolators and remove exhaust system. Retain nuts for later use.



INSTALL FLOWMASTER EXHAUST SYSTEM


- Remove nuts from stock and Flowmaster clamps, apply anti-seize compound to bolts and re-install nuts.

NOTE: The image in this step is intended for illustrative purposes only and may or may not accurately reflect components included in your kit.


- Every slip fit connection in this kit must seat 3" deep except for muffler connections which must seat 2" deep. Find all slip fit components in your kit and mark them accordingly so your Flowmaster exhaust system fits properly onto your vehicle.



7. Secure **inlet pipe (1)** flange to cat. converter flange using nuts (x2) (removed step 4).




8. Place **clamp (7)** onto **muffler (2)** then connect it to inlet pipe. Tighten clamp just enough to allow for adjustment.




NOTE: Step 9 and 10 use different parts depending on application year range. Determine the year of your vehicle before following the appropriate corresponding step.


9. **1999-05:** Place **rear clamp hanger (5)** onto muffler outlet.
10. **2006 & 2007 Classic:** Place **rear clamp hanger (6)** onto muffler outlet.



11. Fasten **right frame hanger (8)** to vehicle using **bolt (11)**, **backing plates (x2) (10)**, **flat washer (13)**, **lock washer (14)** and **nut (12)** as shown. Then hang **rubber hanger (9)** on frame hanger end.



12. Route **tailpipe assembly (3)** over axle then connect it to muffler. Mount wire hanger and tighten clamp.
13. Place **tip (4)** onto tailpipe and tighten inlet. Rotate assembly until angle cut on tip is properly positioned.



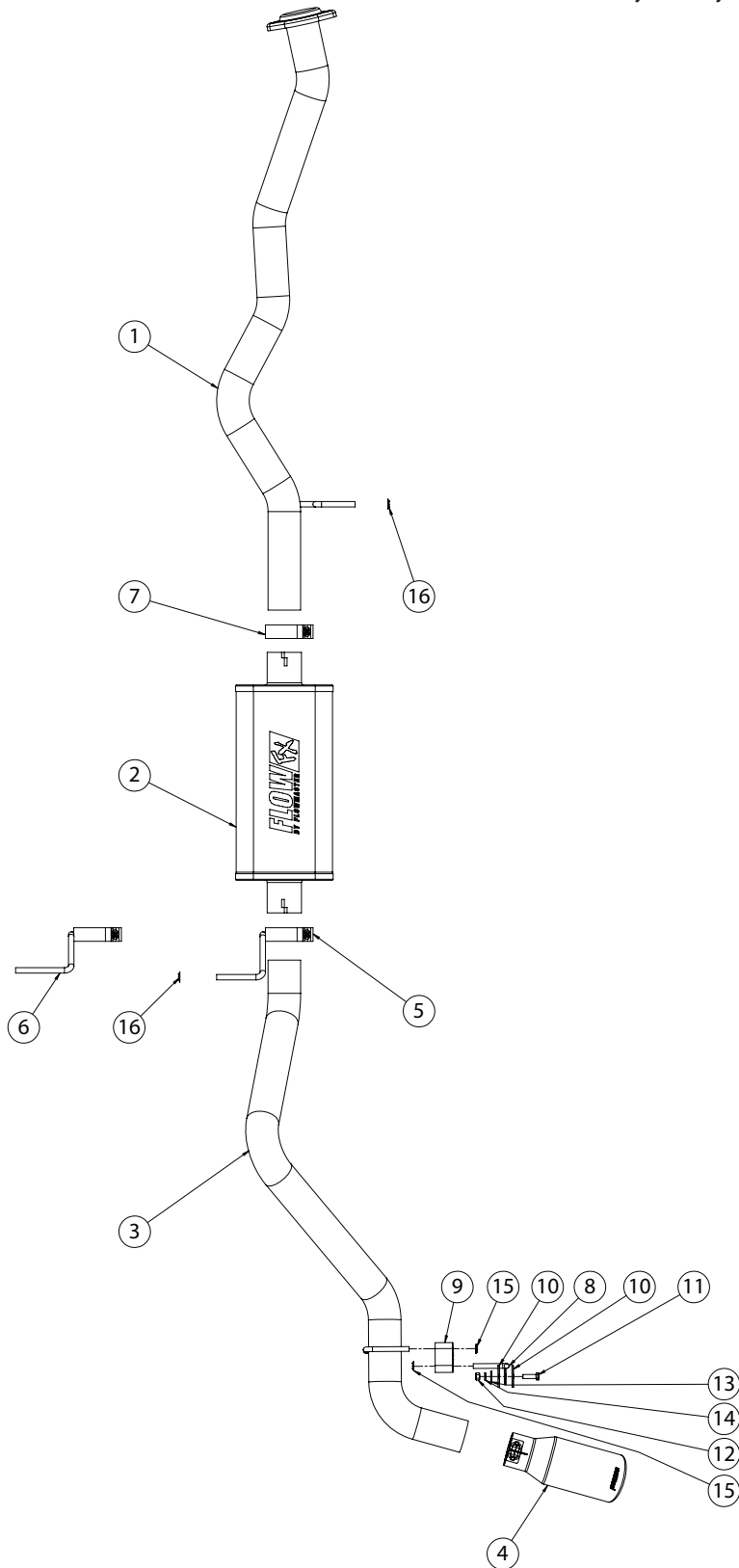
14. Adjust exhaust components for fit; maintaining $\frac{1}{2}$ " clearance and compensating for suspension, travel and vibration then tighten all clamps. Fit (x2 ea.) $\frac{7}{16}$ " (15) and $\frac{1}{2}$ " (16) hanger keepers onto each sideways hanger.
15. Recommended: Secure slip-fit connections with a 1-inch tack weld then spray high-temp paint over each weld to prevent rust and premature corrosion.

Congratulations, the installation of your FLOWMASTER performance exhaust system is now complete!





Installation Diagram
717873
1999-06 SILVERADO 1500 ('07 CLASSIC)
GMC SIERRA 1500 ('07 CLASSIC)
4.3L, 4.8L, 5.3L ENGINE





Flowmaster® Product Warranty Details

Lifetime Limited Warranty applies to Flowmaster stainless steel mufflers (excluding FlowFX series), all stainless steel exhaust systems (including FlowFX series), stainless steel pipes, air intake kits and oiled type filters (except cleaning kits), and other stainless steel exhaust accessories (except exhaust tips and racing products).

Three (3) Year Limited Warranty applies to Flowmaster aluminized steel mufflers, aluminized steel exhaust systems, aluminized steel pipes, exhaust tips and other non-race exhaust accessories.

Two (2) Year Limited Warranty applies to Delta Force Dry air intake filter elements.

One (1) Year Limited Warranty applies to FlowFX series mufflers, Elite Series exhaust headers and electronic components such as Delta Boost modules.

Flowmaster, Inc. ("Flowmaster") extends the following limited warranty to the original purchaser of its mufflers, exhaust systems, pipes, exhaust tips, headers and other non-race accessories (hereafter "products"), **excluding catalytic converters sold under the Flowmaster brand.**

Flowmaster warrants the products mentioned above against defects in materials and workmanship for the period set forth below, when they are owned by the original purchaser and remain installed on the vehicle on which they were originally installed. This warranty is void if the product was not installed properly on the vehicle, was installed on a vehicle for which it was not designed, or was removed from the vehicle on which it was originally installed and reinstalled on another vehicle. This warranty shall not apply to normal wear, including interior/exterior sound levels, cosmetic issues such as coatings and material discoloration, any product that was installed on a racing vehicle, installed improperly or contrary to Flowmaster instructions, altered, misused, repaired, damaged from an accident, collision, undercarriage road impact or debris, or willful or negligent act. Note that all "straight-through" mufflers which use sound absorbing material inside the muffler to cancel sound...will degrade over time. This degradation of sound absorbing materials is considered "normal wear"...not a material defect.

The warranty set forth herein for Flowmaster stainless steel mufflers (except FlowFX), all stainless steel exhaust systems, stainless steel pipes, stainless steel exhaust accessories (except exhaust tips) and air intake kits and oiled type filters (except cleaning kits), extends for a period of the life of the original vehicle the product was installed on. The warranty set forth herein for Flowmaster aluminized steel mufflers, aluminized steel exhaust systems, aluminized steel pipes, all exhaust tips and non-race exhaust accessories and commercial applications of aluminized steel products or stainless steel products extends for a period of three (3) years from the date of original purchase and the original vehicle it was installed on. The warranty set forth herein for Flowmaster dry air intake filter elements extends for a period of two (2) years from the date of original purchase and the original vehicle it was installed on. The warranty set forth herein for Flowmaster Exhaust headers, FlowFX mufflers, and Delta Boost modules extends for a period of one (1) year from the date of original purchase and the original vehicle it was installed on. Header warranty does not cover damages caused by exhaust insulating wrap, and is void if the product was installed on a new or rebuilt engine during the initial break-in period.

To make any claim under the terms of this limited warranty, the original purchaser **MUST** either return the product to the original retailer or directly to Flowmaster. If the original purchaser elects to return the product to Flowmaster directly, he or she must first contact Flowmaster and obtain a Returned Material Authorization (RMA) number. Once the RMA number is received, the original purchaser may return the product to the address provided by Flowmaster, along with the **RMA number and Proof of Purchase** of the covered product. The Proof of Purchase must clearly show the place of purchase, purchase price, product purchased, and date of purchase. If upon inspection by Flowmaster the product is found to be defective in material or workmanship, Flowmaster shall at its option, either exchange the product for new product with the same part number or refund the original purchase price.

This warranty is not contingent upon the purchaser's completion of the Warranty Registration Form found on the Flowmaster website. If however the purchaser completes and submits that form at the time of purchase, Flowmaster will keep that form on file which may serve as an aid in determining warranty coverage in the event of the loss of the original purchase receipt.

Flowmaster's liability is expressly limited to the replacement of the product or refund of the purchase price as described herein. Flowmaster shall have no liability for the cost of installation or removal of the defective product, the cost of labor or any additional parts required to complete the installation of the replacement product, towing or transportation costs, or return shipping costs. In no event shall Flowmaster be liable for any direct, indirect, special, incidental or consequential losses and/or damages, including but not limited to interruption of business or loss of business or loss of profit or damage to related components resulting from the use of or inability to use the product, or any breach of warranty or any defect in the product, even if Flowmaster shall have been advised of the possibility of such potential losses or damages. Some states do not allow the exclusion or limitation of incidental or consequential damages, so the above limitation or exclusion may not apply to you. This warranty gives you specific legal rights. You may also have other rights which may vary from state to state.

The warranties set forth herein are exclusive and unless otherwise required by applicable law no other warranties are made by Flowmaster or are authorized to be made with respect to the product.

Rev. 2/5/18