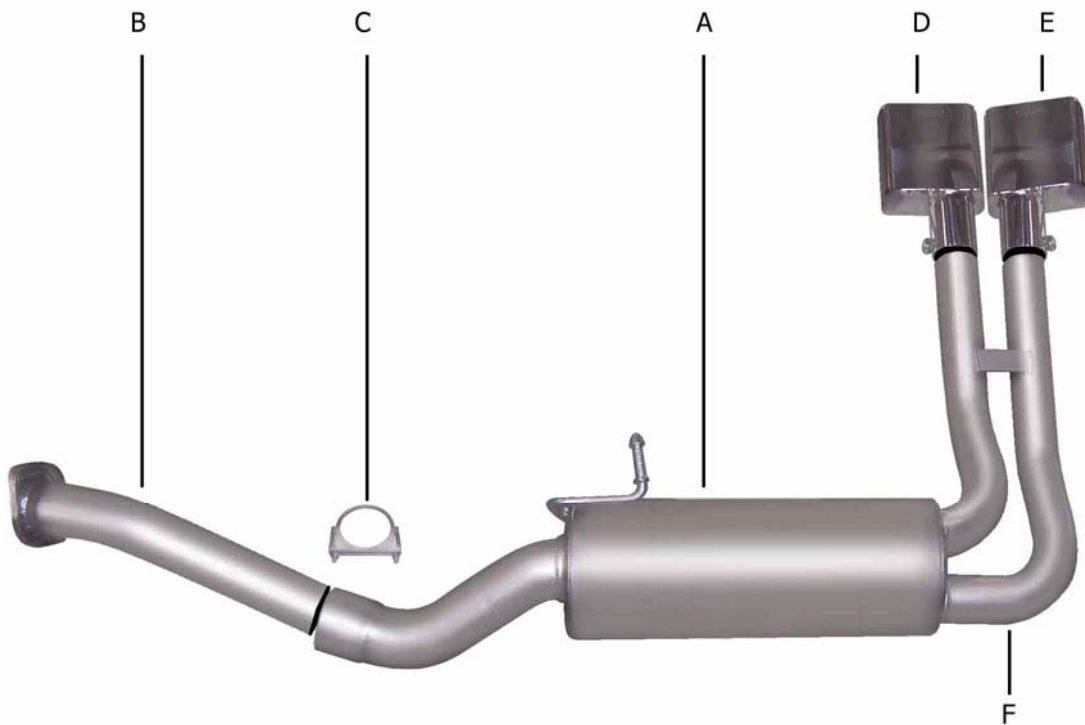




**INSTRUCTION MANUAL
SUPER TRUCK EXHAUST SYSTEM
02-04 SILVERADO/SIERRA TRUCK 4.3L-4.8L-5.3L 2WD
Standard Cab, Long Bed
PART # 5519**



ITEM	PART #	QUANTITY	DESCRIPTION
A	700420	1	MUFFLER ASSEMBLY
B	700421	1	HEADPIPE WITH FLANGE #GP-115
C	OHD300	1	3" CLAMP
D	500365	1	SPORT TRUCK TIP
E	500366	1	SPORT TRUCK TIP
F	40092	1	HANGER

Thank you very much for purchasing our GIBSON PERFORMANCE EXHAUST SYSTEM for your vehicle. If you need further assistance, please do not hesitate to call our Technical Department at (800) 528-3044, Monday through Friday, 8:00 am to 5:00 pm. 0903

INSTALLATION INSTRUCTIONS #5519

WHEN INSTALLING THIS EXHAUST SYSTEM MAKE SURE TO USE PROPER SAFETY PRECAUTIONS. USE JACK STANDS WHEN UNDER THE TRUCK, SET PARKING BRAKE, BLOCK TIRES AND USE SAFETY GLASSES AND GLOVES. **DO NOT WORK WITH HOT PIPES!!**


SUGGESTED TOOLS:

15MM SOCKET & WRENCH, 9/16", 7/16", 1/2" SOCKETS & WRENCHES, JACKSTANDS, WD-40, HACKSAW

LAY OUT THE EXHAUST AND COMPARE PART NUMBERS WITH THE DRAWING




TO REMOVE STOCK EXHAUST UN-BOLT IT FROM THE 2-BOLT FLANGE LOCATED JUST BEHIND THE Y-PIPE. DO NOT DAMAGE THE FACTORY HARDWARE, YOU WILL RE-USE IT. NOW CUT OFF YOUR STOCK TAILPIPE JUST BEHIND THE MUFFLER AND REMOVE. LEAVE ALL RUBBER GROMMETS ON THE HANGER. USE WD-40 TO AID IN REMOVAL OF EXHAUST AND HANGERS.




INSTALL HANGER #F INTO RUBBER GROMMET LOCATED JUST ABOVE TAILPIPE ASSEMBLY, SLIDE CLAMP THAT IS WELDED TO THE HANGER OVER DRIVERSIDE TAILPIPE, DO NOT TIGHTEN.



INSTALL HEADPIPE #B ONTO STOCK FLANGE, USE STOCK 15MM NUTS TO SECURE IT. DO NOT TIGHTEN, JUST MAKE SNUG.



ROTATE THE MUFFLER ASSEMBLY UNTIL THE OUTLETS ARE LEVEL.



INSERT MUFFLER ASSEMBLY #A ONTO HEADPIPE AT LEAST 1-1/2" TO 2", USE A JACKSTAND TO SUPPORT MUFFLER ASSEMBLY. USE CLAMP #C TO SECURE MUFFLER ASSEMBLY TO THE HEADPIPE, DO NOT TIGHTEN. INSERT WELDED HANGER INTO RUBBER GROMMET.



INSTALL RIGHT AND LEFT SIDE STAINLESS STEEL TIPS. USE ANY ALUMINUM OR STAINLESS CLEANER TO CLEAN TIPS. NOW TIGHTEN ALL NUTS, BOLTS AND CLAMPS.

"MAKE SURE YOU HAVE A 1" CLEARANCE ON ALL PIPES FROM BRAKE AND FUEL LINES, TIRES, SHOCKS, ETC..."

