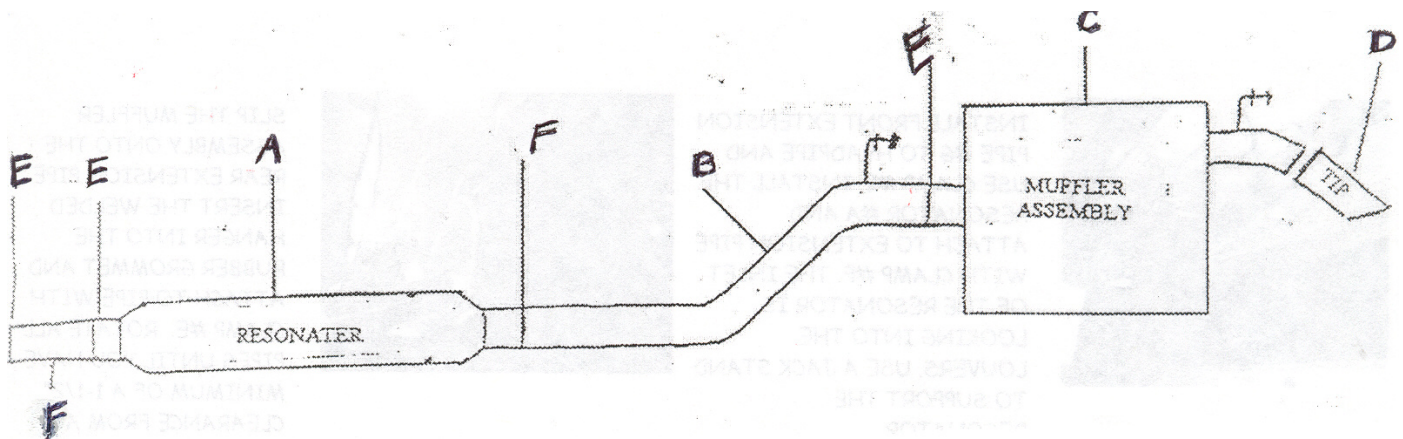




# INSTRUCTION MANUAL

## CAT-BACK STAINLESS SINGLE EXHAUST

01-04 FORD ESCAPE & TRIBUTE 3.0L,V6 4DR 2/4WD  
KIT # 619994



ITEM	PART #	QUANTITY	DESCRIPTION
A	469-700344S	1	STAINLESS RESONATOR
B	437-700298S	1	2¼" STAINLESS REAR EXTENSION PIPE
C	438-700299S	1	STAINLESS MUFFLER ASSEMBLY
D	500370	1	3" STAINLESS STEEL TIP
E	5756	4	2¼" CLAMP
F	441-700300S	1	2¼" x 11½" FRONT S/S EXTENSION PIPE

Thank you for purchasing our GIBSON EXHAUST SYSTEM for your vehicle. If you need further assistance, please do not hesitate to call our Technical Department at (800) 528-3044, Monday through Friday, 8:00 AM to 5:00PM.0706

# EXHAUST INSTALLATION #619994

WHEN INSTALLING THIS EXHAUST SYSTEM, MAKE SURE TO USE PROPER SAFETY PRECAUTIONS. USE JACK STANDS WHEN UNDER THE TRUCK, ALONG WITH SAFETY GLASSES. DO NOT WORK WITH HOT PIPES!


## SUGGESTED TOOLS

15mm SOCKET, 9/16" SOCKET,  $\frac{1}{2}$ " SOCKET,  $\frac{1}{2}$ " WRENCH, JACK STAND, HACKSAW, WD-40

LAY OUT THE GIBSON EXHAUST ON THE FLOOR SO IT LOOKS LIKE THE DRAWING AND COMPARE PART NUMBERS TO THE MANUAL. THEN REMOVE THE STOCK EXHAUST. FOR EASIER REMOVAL OF THE FACTORY SYSTEM, CUT THE PIPE DIRECTLY IN FRONT OF THE STOCK MUFFLER. LEAVE ALL FACTORY RUBBER GROMMETS IN PLACE. USE WD-40 FOR EASIER REMOVAL OF HANGERS.




INSTALL FRONT EXTENSION PIPE #F TO HEADPIPE AND USE CLAMP #E. INSTALL THE RESONATOR #A AND ATTACH TO EXTENSION PIPE WITH CLAMP #E. THE INLET OF THE RESONATOR IS LOOKING INTO THE LOUVERS. USE A JACK STAND TO SUPPORT THE RESONATOR.



SLIP THE MUFFLER ASSEMBLY # C ONTO THE REAR EXTENSION PIPE. INSERT THE WELDED HANGER INTO THE RUBBER GROMMET AND ATTACH TO PIPE WITH CLAMP #F. ROTATE ALL PIPES UNTIL YOU HAVE A MINIMUM OF A 1-1/2" CLEARANCE FROM ALL RUBBER BRAKE LINE'S, TIRES, SHOCKS, ETC.



INSTALL REAR EXTENSION PIPE # B, USING CLAMP # F TO ATTACH TO RESONATOR.



INSERT THE WELDED HANGER ON EXTENSION PIPE INTO THE RUBBER GROMMET.



INSTALL YOUR STAINLESS STEEL TIP. USE ANY ALUMINUM OR STAINLESS STEEL CLEANER TO POLISH YOUR TIP. TIGHTEN ALL CLAMPS AND HANGERS.

**MAKE SURE YOU HAVE AT LEAST A MINIMUM OF 1" CLEARANCE FROM ALL FUEL LINES, BRAKE LINES, SHOCKS, TIRES, PIPES ETC...**