

HOTCHKIS HOTCHKIS SPORT SUSPENSION

1215 DOUBLE ADJUSTABLE UPPER TRAILING ARMS 67-70 CHEVROLET B-BODY




Thank you for your purchase from our line of classic Chevrolet B-body suspension parts.
Please call us at (877) 4NO-ROLL if you have any questions regarding your Hotchkis Performance products. Visit us online @ www.hotchkis.net

This installation will require:

- A hydraulic jack, jack stands
- The following wrenches or sockets: 15/16"
- Adjustable wrench (1-1/4" – 1-9/32" range of adjustment) for jam nuts.

INSTALLATION OF HOTCHKIS PERFORMANCE DOUBLE ADJUSTABLE TRAILING ARMS

- 1) Securely block the front wheels of the vehicle. Use a jack to raise the rear of the vehicle and support with jack stands to the frame.
- 2) Use a 15/16" wrench or socket to loosen and remove the stock upper trailing arm hardware. **For Vehicles with two upper arms, Remove and replace only one arm at a time** as this will help keep the axle aligned properly and make it easier for removal and replacement. You may discard the stock hardware and upper arm(s).



- 3) Check the stock arm mounting hole center-to-center measurement. The Hotchkis upper arm center-to-center length should match the stock arm measurement.



If the Hotchkis arm does not match the center-to-center length of the stock arm then you should adjust the length to match. Loosen the jam nuts at each end and turn the **center** section only! **Do not** turn the ends individually, as this will shorten the range of adjustment for the arm. Loosely tighten the jam nuts against the center section to hold it in place for the installation.

- 4) With the stock arm length matched, use the grease pack provided to apply a thick coat of grease to the bushing sides at each end of the arm. Apply a light coat of grease to the bushing contact areas on the frame and axle.



- 5) Install the Hotchkis arms with the **zerk fittings facing towards the ground** for easy access later. Insert the included hardware into the ends, and tighten the hardware at each end.




- 6) With the arms in place determine if any pinion angle adjustment is necessary. **For stock vehicles no adjustment should be required**, and you may move on to step 7. If the pinion angle needs to be adjusted **downwards** the arm length needs to be **shortened**. If the angle needs to be adjusted **upwards** the arm length should be **lengthened**.

- 7) To adjust the arm, loosen the jam nuts at **both** ends of the center section. With the jam nuts loose, rotate the **center** section until the desired pinion angle is reached. **One rotation (360deg) of the center section will equal approximately 1deg and .125" of length. One half of a rotation (180deg) of the center will equal approximately 1/2deg and .0625" of length.**

Stock arm length from center to center is **12.813" (12-13/16")**

The **maximum** suggested length of the arm from center to center is **13.813" (13-13/16")**



The **minimum** suggested length of the arm from center to center is **11.813" (11-13/16")**

IMPORTANT! There **MUST** be a minimum of 1.25 inches of thread engagement into **BOTH** sides of the center section for maximum strength!

- 8) Tighten the jam nuts to secure the arm at the desired length and pinion angle.

IMPORTANT! The jam nuts **MUST** be tight before usage. Then re-torque the jam nuts after the first use.

- 9) Make sure the zerk fitting caps are closed and all hardware has been properly tightened. Remove jack stands from under the vehicle with a jack and you're done!

IMPORTANT! For maintenance, use the zerk fittings to grease the bushings at least once a year (15,000 miles) or when excessive noise occurs. Use a non-lithium based grease only! A lithium-based grease can wash out with water and should not be used!



SEE NEXT PAGE FOR PARTS LIST

65-66 Chevrolet B-Body Adj. Upper Trailing Arm Kit, Parts List P/N 1214

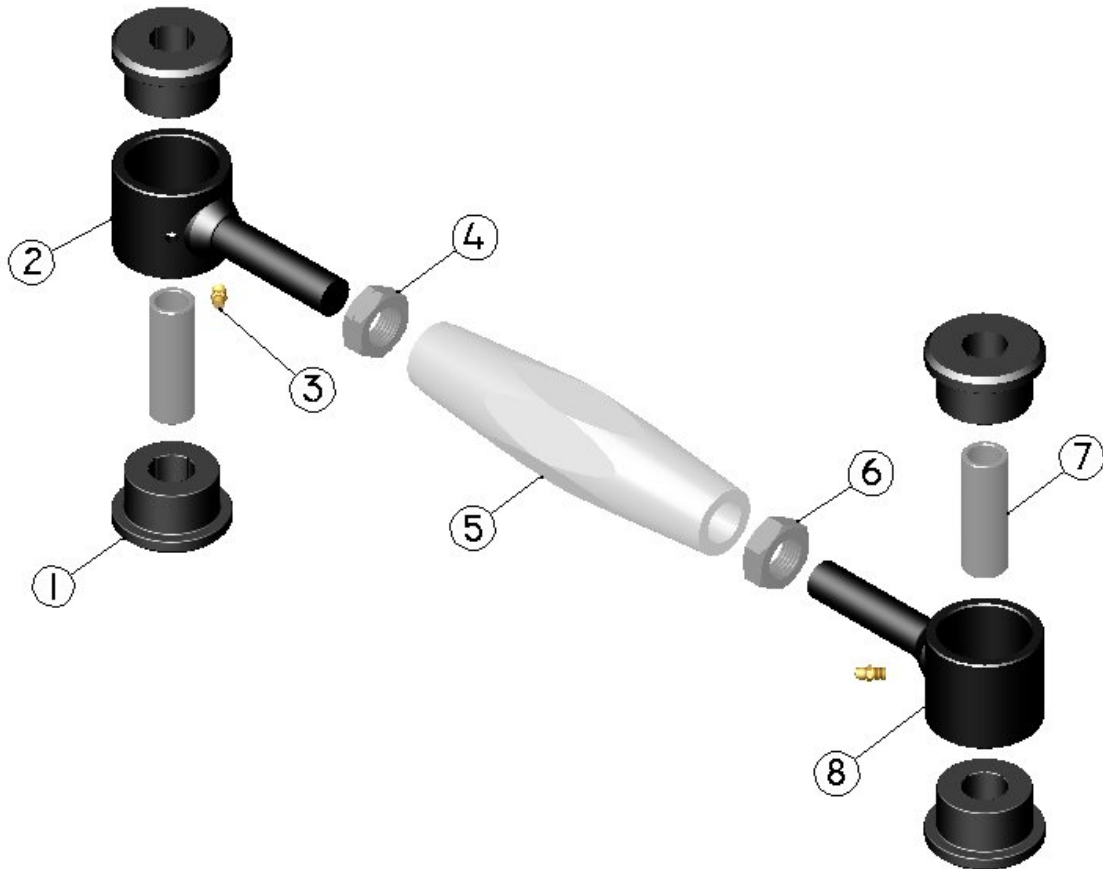
	Hotchkis P/N	Item Description	Quantity Per Kit
1	2255G	Bushing for 1305 Impala	4
2	12510006	Trailing Arm Head, Left Hand Thread - 65-70 Chevy B-body	1
3	7201	Zerk Fitting, Short	2
4	7/8-14 LTJAM	7/8" Left Hand Jamb Nut	1
5	12990006	Anodized Center Section, 65-66 Chevy B-body	1
6	7/8-14 JAM	7/8" Right Hand Jamb Nut	1
7	16410006	Trailing Arm Bushing Sleeve, 65-70 Chevy B-body	2
8	12610006	Trailing Arm Head, Right Hand Thread - 65-70 Chevy B-body	1

Hardware Included in Kit 1733 (one per kit 1214)

9	5/8-18X4HEX	5/8 x 4" Long Bolt, Hex Head	2
10	5/8 SAE	5/8" Flat Washer	4
11	5/8-18NYLOCK	5/8" Nylock Nut	2

Items Not Shown

12	GC-5B	Black Grease Caps	2
13	9.11108	Grease Pack	1
14	1733	Instruction Set	1





CHECK OUT EVERYTHING ELSE HOTCHKIS PERFORMANCE MAKES FOR YOUR 65-70 B-BODY CHEVROLET!!



Tubular front and rear sport sway bar set!



*Boxed lower trailing arms to help stiffen up the rear end!
Features a welded spring seat for easier spring installations!*



Double adjustable panhard rod to properly center your axle!

**Visit Hotchkis Performance on the web at www.hotchkis.net or
Call (562) 907-7757 to order!**



Hotchkis Performance LLC Return Policy & Limited Warranty

Effective January 1, 2009 all Hotchkis products must be registered to qualify for warranty at www.hotchkis.net or via the mail-in warranty card, included with the product, within 30 days of the original purchase date.

Return Policy

We want you to be completely satisfied with your Hotchkis Performance product. For products, presenting signs of shipping damage please contact the freight carrier immediately. All our products are guaranteed to be free from manufacturer's defects. If your order arrives with a manufacture defect, please contact our Customer Service Department at (562) 907-7757. You will be assigned a Returned Goods Authorization Number (RGA). The package you return must show the RGA on the outside of the package, include the original invoice and be shipped prepaid to our facility. The product has to be unused and in its original packaging materials. Exchanges or refunds made after 30 days will be subject to a 20% restocking charge. **If you purchased your Hotchkis Performance product from an authorized dealer, you are still covered by this return policy. All returns however, should be made to your dealer, not to Hotchkis Performance directly.**

Limited Warranty

Hotchkis Performance offers a Limited Warranty against defects in materials and workmanship of its products. This Warranty only applies to the original retail purchaser who retains ownership of the vehicle on which the product was originally installed. If the product is determined to be defective, Hotchkis Performance will repair, replace or refund the purchase price of the defective product at Hotchkis Performance's sole discretion, which shall fully satisfy and discharge any and all warranty claims. Any repaired or replaced product will be returned to the sender excluding the cost of freight. **Products must be registered to qualify for warranty at www.hotchkis.net or via the mail-in warranty card, included with the product, within 30 days of the original purchase date.**

Exclusions from Warranty

Items offered but not manufactured by Hotchkis Performance are warranted according to the manufacturer's terms and are not covered by this limited warranty. Hotchkis Performance shall not be responsible for any labor, removal, installation, re-installation or maintenance costs. This warranty does not cover the cosmetic finish or plating of any product or any normal wear and tear to any product including, but not limited to bushings, brackets, end-links, hardware, steering components, shocks or springs. In addition, this warranty does not apply to any products that have been:

- **Improperly installed or installed by someone other than a qualified, licensed auto mechanic experienced in the installation and removal of suspension products;**
- **Improperly serviced, misused, or modified, altered or subjected to abuse, negligence, accident or collision;**
- **Installed in any vehicle that has been modified;**
- **Installed on any vehicle that has carried loads in excess of automobile manufacturer suggested weight limits; or**
- **Installed on any vehicle that has been subject to abnormal or excessive use, including rallying, racing, or racing-type activities or off-road use.**

Limitation of Warranty

This limited warranty is the entire and only warranty for the products and may not be modified or supplemented by any other person or company in any form. Any description of the products, by anyone, is for the sole purpose of identifying them and is not part of the basis of the bargain, and does not constitute a warranty that the products will conform to that description. The statements of any salesperson do not constitute part of this limited warranty and cannot be relied upon as a warranty.

THERE ARE NO WARRANTIES, EXPRESSED OR IMPLIED, INCLUDING ANY IMPLIED WARRANTIES OF MERCHANTABILITY OR FITNESS FOR A PARTICULAR PURPOSE, WHICH EXTEND BEYOND THE DESCRIPTION ON THE FACE HEREOF. ANY IMPLIED WARRANTIES ARE DISCLAIMED TO THE FULLEST EXTENT PERMITTED BY LAW. THIS WARRANTY DOES NOT COVER CONSEQUENTIAL DAMAGES, LOSS OF TIME OR REVENUES, INCONVENIENCE, LOSS

OF USE OF THE VEHICLE, DAMAGE TO THE VEHICLE OR COMPONENTS OF THE VEHICLE, ANY OTHER TYPE OF CONSEQUENTIAL DAMAGES, OR OTHER INCIDENTAL OR INDIRECT DAMAGES. HOTCHKIS' MAXIMUM LIABILITY UNDER THIS WARRANTY SHALL IN NO EVENT EXCEED THE PURCHASE PRICE OF THE PRODUCT. Some states do not allow limitations on how long an implied warranty lasts or the exclusion or limitation of incidental or consequential damages and in such states the above limitations or exclusions may not apply. This limited warranty gives the purchaser specific legal rights and the purchaser may have other rights that may vary from state to state.

Technical Information

Hotchkis Performance makes every effort to ensure that you are provided with the most accurate and up-to-date technical information. However, all technical information is approximate and may vary upon application. Additional suspension components may be needed in some applications, depending upon the make, model, engine and chassis of the vehicle. Hotchkis Performance is not responsible for any consequences resulting from manufacturer's technical mid-year changes. Hotchkis Performance products should only be installed by a qualified, licensed auto mechanic experienced in the installation of such products.

Warranty Claim Procedure:

The answer to ALL the following questions should be YES before making a warranty claim:

- **Did you register the product at www.hotchkis.net or via the mail-in warranty card within 30 days of purchase?**
- **Is the product appropriate to your application?**
- **Did you carefully and thoroughly read the instructions provided along with the product?**
- **Do you have the original invoice or sales receipt?**
- **Are you the original purchaser?**
- **Was the product properly installed by a qualified, licensed auto mechanic?**
- **Has the product been installed on the original vehicle on which it was installed at all times?**
- **Is the product unmodified and clean?**
- **Is the reason for return a legitimate product defect?**

If the answer to all these questions is YES, please contact our Customer Service Department at (562) 907-7757. You will be given a Returned Goods Authorization Number (RGA) valid for 60 days. You will also be asked to ship the product prepaid to our facility. All shipments MUST be (i) prepaid, (ii) include the original invoice or sales receipt, (iii) show the RGA on the outside of the package and (iv) include your name, address, make and model of the vehicle, and a brief description of the claimed defect, including the circumstances under which the defect occurred. If the warranty claim is deemed valid then Hotchkis will estimate shipping costs to return the repaired or replacement part and contact you for payment. Hotchkis's Limited warranty requires that any repaired or replaced product will be returned to the sender excluding the cost of freight. Warranty related inquires should be sent to the following address:

**HOTCHKIS PERFORMANCE, LLC
C/O CUSTOMER SERVICE
12035 BURKE ST. SUITE 13
SANTA FE SPRINGS, CA 90670**

Hotchkis Performance will not accept product returns without the RGA number, receipt and the information described above. C.O.D. or collect shipments will be refused. Once the returns are received at Hotchkis Performance, we will evaluate the products, verify the sales receipt, and investigate the warranty claim. Any repaired or replaced product will be returned to the sender.

Effective January 1, 2009. This return policy and limited warranty supersedes all previous policy and warranty statements. Policies and warranties are subject to change without notice. Hotchkis Performance is not responsible for printing errors.