

HOTCHKIS HOTCHKIS SPORT SUSPENSION

C-5 Corvette Sway Bar Installation P/N 2234 w/ Adjustable Rear Bar

Please look at the installation of the factory sway bar package before you install your new Hotchkis 2285 Sport Sway Bar Set.

Tools Needed for Installation:


T-40 Torx Driver, 5mm (or 3/16") allen wrench, 13-19mm sockets, ratchet wrench, 16-19mm combination wrench, Lock-Tite and Anti-Seize compound.

This kit is intended for Corvettes with OEM metal end links. If your car is equipped with composite end links, please replace them with the C5/C6 OEM metal end links.


Front Bar Installation:

Make sure you use proper safety devices such as jacks stands and/or jacks to avoid possible injury.

1. Using a 18mm combo wrench and a T-40 torx driver & ratchet, remove the lower end link nut. Use a spray lubricant to help in removal
2. Remove the four bolts holding the front sway bar to the frame. Use a 15mm socket ratchet and extension.




3. Once you disconnect everything pop the lower end link stud out of the holes, slide the bar side-ways and twist it out of the vehicle.




► Do not grease these Bushings. They are designed to be used with out lubrication, they are dry lube impregnated. ◀

4. Place the bushing on the new Hotchkis Bar. Please look at the factory bar and install in the same manner.
5. Get the four bolts that hold the bar to the frame and apply anti-seize compound to the threads.



6. Using the original frame brackets, place the new bar in the vehicle. ***MAKE SURE YOU START THE BOLTS BY HAND***. It's really easy to strip the threads in the aluminum frame. Thread the bolts 3 to 4 threads, this allows you to rotate the bar in the bushing easily.
7. Reinstall the OEM metal end links in the manner as removal. Fully tighten end link hardware with blue thread locker (loctite).



HATFIELD AUTOMOTIVE


SPORT SUSPENSION

7. Tighten the frame mounts using a 15mm socket, wrench and extension. Torque to 35-40 ft-lbs.




Rear Bar Installation

1. Using a 18mm combination wrench and a T-40 torx driver & ratchet, remove the lower end link nut. Use a spray lubricant to help the removal.
2. Remove the two upper 18mm bolts that hold the sway bar to the frame.




3. Using a 15mm ratchet and a 18mm wrench, take off the lower nut that remains on the lower sway bar frame mount. DO NOT remove the bolt; it holds the lower A-Arm in the car.
4. Push out the lower end link studs and remove the bar from vehicle.



HATCUKIE
HATCUKIE
SPORT SUSPENSION

► Do not grease these Bushings. They are designed to be used with out lubrication, they are dry lube impregnated. ◀

5. Place the new bushings on the new Hotchkis Bar. Please look at the factory bar and install in the same manner.



6. Apply anti-seize compound to the two frame mount bolts.
7. Install the bar in the vehicle using the original brackets, start the frame mount bolts and nuts, remember, 3-4 threads.
8. Reinstall the OEM metal end links in the manner as removal. Fully tighten end link hardware with blue thread locker (loctite).
9. Tighten the upper frame mount with a 18mm socket and torque 35-40 ft-lbs.
10. Tighten the lower a-arm bolts with a 18mm wrench and 15mm socket and torque 60-65 ft-lbs.




11. Double check that you tightened everything.

12. Re-check the fasteners at about 100 miles to ensure optimal performance of your new sway bar set.

ADJUSTING YOUR REAR STABILIZER BAR

You have received one of the new Hotchkis adjustable rear sway bar packages for your C-5 Corvette. The hole out on the end of the bar is the lightest setting of the bar, and the one furthest from the end is the stiffest. Hotchkis suggests starting by using the center hole. Once you get used to the new setup, you can tune the balance of the car to your liking.



Thank you for your purchase of this Hotchkis product. Your Hotchkis Sway Bars were designed with the performance and durability you've come to expect from Hotchkis Performance. If you have any questions regarding installation, please do not hesitate to call Hotchkis Performance directly, we will be more than happy to help. (562) 907-7757 8:00 AM – 5:00 PM PT Mon. – Fri.



Hotchkis Performance LLC Return Policy & Limited Warranty

Effective January 1, 2009 all Hotchkis products must be registered to qualify for warranty at www.hotchkis.net or via the mail-in warranty card, included with the product, within 30 days of the original purchase date.

Return Policy

We want you to be completely satisfied with your Hotchkis Performance product. For products, presenting signs of shipping damage please contact the freight carrier immediately. All our products are guaranteed to be free from manufacturer's defects. If your order arrives with a manufacture defect, please contact our Customer Service Department at (562) 907-7757. You will be assigned a Returned Goods Authorization Number (RGA). The package you return must show the RGA on the outside of the package, include the original invoice and be shipped prepaid to our facility. The product has to be unused and in its original packaging materials. Exchanges or refunds made after 30 days will be subject to a 20% restocking charge. **If you purchased your Hotchkis Performance product from an authorized dealer, you are still covered by this return policy. All returns however, should be made to your dealer, not to Hotchkis Performance directly.**

Limited Warranty

Hotchkis Performance offers a Limited Warranty against defects in materials and workmanship of its products. This Warranty only applies to the original retail purchaser who retains ownership of the vehicle on which the product was originally installed. If the product is determined to be defective, Hotchkis Performance will repair, replace or refund the purchase price of the defective product at Hotchkis Performance's sole discretion, which shall fully satisfy and discharge any and all warranty claims. Any repaired or replaced product will be returned to the sender excluding the cost of freight. **Products must be registered to qualify for warranty at www.hotchkis.net or via the mail-in warranty card, included with the product, within 30 days of the original purchase date.**

Exclusions from Warranty

Items offered but not manufactured by Hotchkis Performance are warranted according to the manufacturer's terms and are not covered by this limited warranty. Hotchkis Performance shall not be responsible for any labor, removal, installation, re-installation or maintenance costs. This warranty does not cover the cosmetic finish or plating of any product or any normal wear and tear to any product including, but not limited to bushings, brackets, end-links, hardware, steering components, shocks or springs. In addition, this warranty does not apply to any products that have been:

- **Improperly installed or installed by someone other than a qualified, licensed auto mechanic experienced in the installation and removal of suspension products;**
- **Improperly serviced, misused, or modified, altered or subjected to abuse, negligence, accident or collision;**
- **Installed in any vehicle that has been modified;**
- **Installed on any vehicle that has carried loads in excess of automobile manufacturer suggested weight limits; or**
- **Installed on any vehicle that has been subject to abnormal or excessive use, including rallying, racing, or racing-type activities or off-road use.**

Limitation of Warranty

This limited warranty is the entire and only warranty for the products and may not be modified or supplemented by any other person or company in any form. Any description of the products, by

anyone, is for the sole purpose of identifying them and is not part of the basis of the bargain, and does not constitute a warranty that the products will conform to that description. The statements of any salesperson do not constitute part of this limited warranty and cannot be relied upon as a warranty.

THERE ARE NO WARRANTIES, EXPRESSED OR IMPLIED, INCLUDING ANY IMPLIED WARRANTIES OF MERCHANTABILITY OR FITNESS FOR A PARTICULAR PURPOSE, WHICH EXTEND BEYOND THE DESCRIPTION ON THE FACE HEREOF. ANY IMPLIED WARRANTIES ARE DISCLAIMED TO THE FULLEST EXTENT PERMITTED BY LAW. THIS WARRANTY DOES NOT COVER CONSEQUENTIAL DAMAGES, LOSS OF TIME OR REVENUES, INCONVENIENCE, LOSS OF USE OF THE VEHICLE, DAMAGE TO THE VEHICLE OR COMPONENTS OF THE VEHICLE, ANY OTHER TYPE OF CONSEQUENTIAL DAMAGES, OR OTHER INCIDENTAL OR INDIRECT DAMAGES. HOTCHKIS' MAXIMUM LIABILITY UNDER THIS WARRANTY SHALL IN NO EVENT EXCEED THE PURCHASE PRICE OF THE PRODUCT. Some states do not allow limitations on how long an implied warranty lasts or the exclusion or limitation of incidental or consequential damages and in such states the above limitations or exclusions may not apply. This limited warranty gives the purchaser specific legal rights and the purchaser may have other rights that may vary from state to state.

Technical Information

Hotchkis Performance makes every effort to ensure that you are provided with the most accurate and up-to-date technical information. However, all technical information is approximate and may vary upon application. Additional suspension components may be needed in some applications, depending upon the make, model, engine and chassis of the vehicle. Hotchkis Performance is not responsible for any consequences resulting from manufacturer's technical mid-year changes. Hotchkis Performance products should only be installed by a qualified, licensed auto mechanic experienced in the installation of such products.

Warranty Claim Procedure:

The answer to ALL the following questions should be YES before making a warranty claim:

- **Did you register the product at www.hotchkis.net or via the mail-in warranty card within 30 days of purchase?**
- **Is the product appropriate to your application?**
- **Did you carefully and thoroughly read the instructions provided along with the product?**
- **Do you have the original invoice or sales receipt?**
- **Are you the original purchaser?**
- **Was the product properly installed by a qualified, licensed auto mechanic?**
- **Has the product been installed on the original vehicle on which it was installed at all times?**
- **Is the product unmodified and clean?**
- **Is the reason for return a legitimate product defect?**

If the answer to all these questions is YES, please contact our Customer Service Department at (562) 907-7757. You will be given a Returned Goods Authorization Number (RGA) valid for 60 days. You will also be asked to ship the product prepaid to our facility. All shipments MUST be (i) prepaid, (ii) include the original invoice or sales receipt, (iii) show the RGA on the outside of the package and (iv) include your name, address, make and model of the vehicle, and a brief description of the claimed defect, including the circumstances under which the defect occurred. If the warranty claim is deemed valid then Hotchkis will estimate shipping costs to return the repaired or replacement part and contact you for payment. Hotchkis's Limited warranty requires that any repaired or replaced product will be returned to the sender excluding the cost of freight. Warranty related inquires should be sent to the following address:

**HOTCHKIS PERFORMANCE, LLC
C/O CUSTOMER SERVICE
12035 BURKE ST. SUITE 13
SANTA FE SPRINGS, CA 90670**

Hotchkis Performance will not accept product returns without the RGA number, receipt and the information described above. C.O.D. or collect shipments will be refused. Once the returns are received at Hotchkis Performance, we will evaluate the products, verify the sales receipt, and investigate the warranty claim. Any repaired or replaced product will be returned to the sender.

Effective January 1, 2009. This return policy and limited warranty supersedes all previous policy and warranty statements. Policies and warranties are subject to change without notice. Hotchkis Performance is not responsible for printing errors.