



Parts List

- 1) Air Oil Separator
- 1) Billet Clamp
- 1) Billet Clamp Saddle
- 1) Stainless Steel Mounting Bracket
- 1) 90 Degree Barbed Fitting
- 1) Straight Barbed Fitting
- 2) Lengths of 1/2" Hose
- 2) 5/8"x1/2" Couplings
- 4) 1/4-20x5/8" SHCS

For Technical Assistance, call Moroso's Tech Line
(203)-458-0542, 8:30am-5:00pm Eastern Time
MOROSO PERFORMANCE PRODUCTS, INC.

80 CARTER DRIVE
GUILFORD, CT 06437
www.moroso.com



Step 1: Locate PCV line.



Step 2: Remove outer jacket as shown.

For Technical Assistance, call Moroso's Tech Line
(203)-458-0542, 8:30am-5:00pm Eastern Time
MOROSO PERFORMANCE PRODUCTS, INC.

80 CARTER DRIVE
GUILFORD, CT 06437
www.moroso.com



Step 3: Mark as shown and cut as shown in following illustrations.

For Technical Assistance, call Moroso's Tech Line
(203)-458-0542, 8:30am-5:00pm Eastern Time
MOROSO PERFORMANCE PRODUCTS, INC.

80 CARTER DRIVE
GUILFORD, CT 06437
www.moroso.com



For Technical Assistance, call Moroso's Tech Line
(203)-458-0542, 8:30am-5:00pm Eastern Time
MOROSO PERFORMANCE PRODUCTS, INC.

80 CARTER DRIVE
GUILFORD, CT 06437
www.moroso.com



Step 4: Insert 1/2"x5/8" coupling into PCV hose.

For Technical Assistance, call Moroso's Tech Line
(203)-458-0542, 8:30am-5:00pm Eastern Time
MOROSO PERFORMANCE PRODUCTS, INC.

80 CARTER DRIVE
GUILFORD, CT 06437
www.moroso.com



Step 5: Mark as shown and cut as shown in following illustrations.



For Technical Assistance, call Moroso's Tech Line
(203)-458-0542, 8:30am-5:00pm Eastern Time
MOROSO PERFORMANCE PRODUCTS, INC.


80 CARTER DRIVE
GUILFORD, CT 06437
www.moroso.com



Step 6: Insert 1/2"x5/8" coupling into PCV hose.

For Technical Assistance, call Moroso's Tech Line
(203)-458-0542, 8:30am-5:00pm Eastern Time
MOROSO PERFORMANCE PRODUCTS, INC.

80 CARTER DRIVE
GUILFORD, CT 06437
www.moroso.com



For Technical Assistance, call Moroso's Tech Line
(203)-458-0542, 8:30am-5:00pm Eastern Time
MOROSO PERFORMANCE PRODUCTS, INC.
80 CARTER DRIVE
GUILFORD, CT 06437
www.moroso.com




Step 7: Insert 12" length hose over coupling as shown.




Step 8: Insert 24" length hose over coupling as shown.

For Technical Assistance, call Moroso's Tech Line
(203)-458-0542, 8:30am-5:00pm Eastern Time
MOROSO PERFORMANCE PRODUCTS, INC.

80 CARTER DRIVE
GUILFORD, CT 06437
www.moroso.com




Step 9: Locate and remove alternator-mounting bolt.



Step 10: Install stainless mounting bracket as shown.

For Technical Assistance, call Moroso's Tech Line
(203)-458-0542, 8:30am-5:00pm Eastern Time
MOROSO PERFORMANCE PRODUCTS, INC.

80 CARTER DRIVE
GUILFORD, CT 06437
www.moroso.com




Step 11: Assemble billet clamp to billet saddle using (2) 1/4-20x5/8 SHCS.



Step 12: Assemble billet clamp assembly to stainless mounting bracket using (2) 1/4-20x5/8 SHCS. Reliefs must face down.

For Technical Assistance, call Moroso's Tech Line
(203)-458-0542, 8:30am-5:00pm Eastern Time
MOROSO PERFORMANCE PRODUCTS, INC.

80 CARTER DRIVE
GUILFORD, CT 06437
www.moroso.com




Step 13: assemble air oil separator as shown using Teflon tape on fittings.



Step 14: Insert into billet clamp.

For Technical Assistance, call Moroso's Tech Line
(203)-458-0542, 8:30am-5:00pm Eastern Time
MOROSO PERFORMANCE PRODUCTS, INC.

80 CARTER DRIVE
GUILFORD, CT 06437
www.moroso.com



Step 15: Set height to 1"-1 1/8" and tighten billet clamp.



Step 16: Connect hoses to air oil separator.

For Technical Assistance, call Moroso's Tech Line
(203)-458-0542, 8:30am-5:00pm Eastern Time
MOROSO PERFORMANCE PRODUCTS, INC.

80 CARTER DRIVE
GUILFORD, CT 06437
www.moroso.com



Draining of Air Oil Separator is needed; this will depend on driving conditions (i.e.) normal day to day driving check every 1,000 miles until a baseline is established. A good baseline is to drain the Air Oil Separator when it is about HALF full. This will vary with temperatures (cold winters vs. hot summers). For track usage Air Oil Separator will need to be drained after every outing.

For Technical Assistance, call Moroso's Tech Line
(203)-458-0542, 8:30am-5:00pm Eastern Time
MOROSO PERFORMANCE PRODUCTS, INC.
80 CARTER DRIVE
GUILFORD, CT 06437
www.moroso.com