



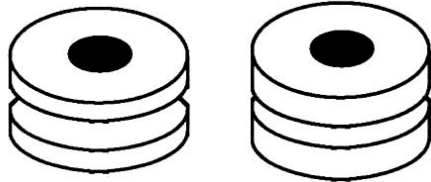
A **Holley Performance Brand**

TUBE BENDER INSTRUCTIONS

P/N 15991NOS

Tube Bending Tool for 1/8" and 3/16" steel tubing

This tube bender was designed by NOS to facilitate bending very tight radius bends in 1/8" and 3/16" tubing. Be sure to use the appropriate wheel for the tube diameter you are working with.




(1) 3/16" Wheel

(1) 1/8" Wheel

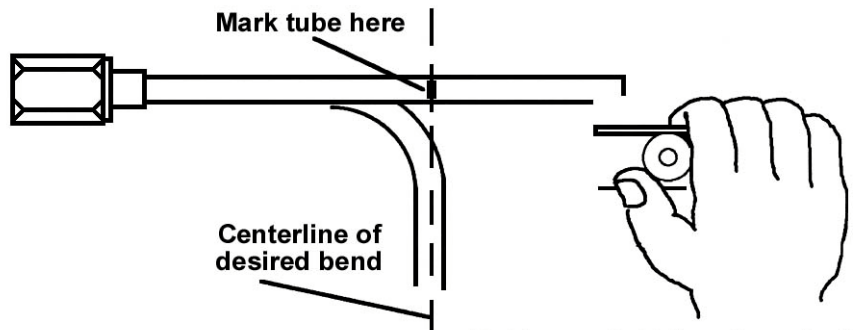
Position 1 Position 2

Guide Mark



NORMAL BENDS:

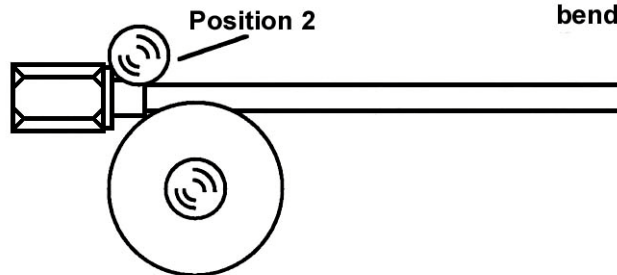
There is a mark stamped into the tube bender that is there to help locate the tube centerline for 90° bends. Hold the tube securely in the position as shown and use a straightedge to locate the centerline of the desired bend. Place the tube in the bender and line up the mark on the tube with the mark stamped into the bender. Hold the tube securely against the axle in position #1 and bend the tube around the wheel. Be certain that the tube does not slide or move from position #1.



Hold your right thumb against the bottom of the wheel while bending the tube.

TIGHT RADIUS BENDS:

Position #2 allows bends to be made very close to the tube nut. Place the axle in position #2 as shown and bend the tubing as described above.



NOS Technical Support
Phone: 1-866-GOHOLLEY
Fax: 1-270-781-9772

For online help, please check the Tech Service section of our website:
www.holley.com