



**EDELBROCK / RUSSELL CHROME STEEL FUEL LINES**  
**For Performer and Thunder Series Carburetors**  
**Catalog #s 8126, 8128, 8131, 8132, 8133, 8134,**  
**651098, 651099, and 651100**  
**INSTALLATION INSTRUCTIONS**

**PLEASE** study these instructions carefully before beginning this installation. Most installations can be accomplished with common tools and procedures. However, you should be familiar with and comfortable working on your vehicle. If you do not feel comfortable performing this installation, it is recommended to have the installation completed by a qualified mechanic. If you have any questions, please call our **Technical Hotline at: 1-800-416-8628**, 7:00 am - 5:00 pm, Pacific Standard Time, Monday through Friday or e-mail us at [Edelbrock@Edelbrock.com](mailto:Edelbrock@Edelbrock.com).

**IMPORTANT NOTE: Proper installation is the responsibility of the installer. Improper installation will void your warranty and may result in poor performance and engine or vehicle damage.**

**PLEASE** complete and mail your warranty card. Be sure to write the model number of this product in the "Part #\_\_\_\_" space. **THANK YOU.**

**DESCRIPTION:** These attractive chrome steel fuel lines provide a clean and simple method of finishing off your fuel system. Single-feed lines fit Performer-Series and Thunder-Series AVS carburetors. Dual-feed fuel lines are designed specifically for Thunder-Series AVS carburetors. These fuel lines feature either a 3/8" hose barb or a 40micron, billet aluminum fuel filter with a -6AN inlet. Specific applications are listed below:

**Single-Feed:**

- 8131 / 651098** - With *Polished* Filter (Replacement filter - #8129)
- 8134 / 651100** - With *Blue Anodized* Filter (Replacement filter - #8130)
- 8126 / 651099** - With 3/8" Hose Barb Fitting

**Dual-Feed:**

- 8133** - With *Polished* Filter (Replacement filter - #8129)
- 8128** - With *Blue Anodized* Filter (Replacement filter - #8130)
- 8132** - With 3/8" Hose Barb Fitting



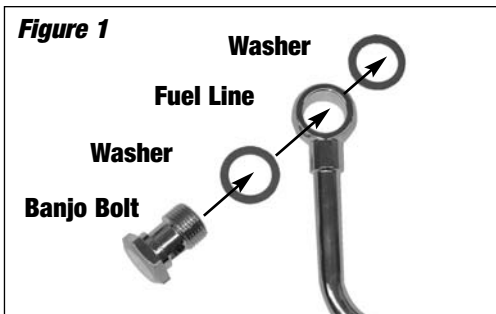
**KIT CONTENTS:**

- |  |   |
|--|---|
| <input type="checkbox"/> 1 Fuel Line   | <input type="checkbox"/> 1 Banjo Bolt (Qty. 2 included with Dual-Feed fuel lines) |
| <input type="checkbox"/> 1 Fuel Filter (8128, 8131, 8133, 8134, 651098, 651099, 651100 ONLY) | <input type="checkbox"/> 2 Washers (Qty. 4 included with Dual Feed fuel lines)    |
| <input type="checkbox"/> 1 3/8" Hose Barb Fitting (8126 and 8132 ONLY)                       |   |

**INSTALLATION PROCEDURE**

1. Remove fuel inlet fitting from carburetor.
2. Attach new fuel line to carburetor using washers and banjo bolt as shown (**See Figure 1**). Do not fully tighten.
3. Install fuel filter (8128/8131/8133/8134) or barb fitting (8126/8132) using a light coat of oil on the threads.
4. Adjust the fuel line for straightness if necessary (**See Figure 2A and 2B for reference**).
5. Tighten all connections and attach appropriate fuel line from fuel pump or fuel pressure regulator.
6. Start engine or turn on electric fuel pump (if independently switched). Check for leaks.

**CAUTION: If leaks exist, immediately shut off engine (or electric fuel pump) and fix leaks before continuing!**



**Edelbrock Corporation • 2700 California St. • Torrance, CA 90503**  
**Tech-Line: (800) 416-8628 • E-Mail: Edelbrock@Edelbrock.com**