



RS62102 — Rancho Right Hand Drive Inner Drag Link
 Also fits left hand drive vehicles with Rancho High Steer knuckles RS62100

RS62106 — Rancho Left Hand Drive Inner Drag Link
 Also fits right hand drive vehicles with Rancho High Steer knuckles RS62100

Fits 2016 – 2007 Jeep Wrangler JK

READ ALL INSTRUCTIONS THOROUGHLY FROM START TO FINISH BEFORE BEGINNING INSTALLATION



- 1) Park vehicle on a level surface. Set the parking brake and chock wheels.
- 2) Raise the front of the vehicle and support the frame with jack stands. Remove the passenger side front wheel and set aside.
- 3) Loosen drag link rod end stud nut at steering knuckle using 21mm socket. Using ball joint puller, separate drag link rod end from steering knuckle. Remove nut and drag link from knuckle. See Illustration 1.
- 4) Mark where drag link enters adjusting sleeve. Measure distance between inner and outer drag link ball joints and record measurement below. See Illustration 2.

Drag Link Length: _____

- 5) Loosen lower drag link adjusting sleeve clamp and un-screw drag link from adjusting sleeve.

- 6) Thread new drag link into adjusting sleeve and adjust to length recorded in step 4. See Illustration 2, 3 and 4.
- 7) Attach new drag link rod end to steering knuckle using OE nut. Torque to 63 lb-ft. Torque adjusting sleeve clamp hardware to 26 lb-ft.
- 8) Install front wheels and lower vehicle to the ground. Tighten lug nuts to 80-110 lb-ft.
- 9) Center steering wheel and axle.

The steering wheel must be centered to ensure that the ESP system operates correctly.

To center the steering wheel, loosen both drag link adjustment sleeve clamp bolts and turn the drag link adjustment sleeve in desired direction. Adjustment sleeve bolts must face forward for good clearance. Torque clamp bolt bolts to 26 lb-ft.

Left hand drive vehicle shown, right hand drive vehicle steering components are opposite left to right






Illustration 1



Illustration 2



Left Hand Drive Vehicle with OE Steering Knuckles.
Illustration 3



Left hand drive vehicle with Rancho High Steer Knuckles (RS62100).
Illustration 4



Rancho Technical Department 1-734-384-7804.