





**757-842-6497**  
**WWW.JLOSC.COM**

**J&L 3.0 Oil Separator Passenger Side #3042P**  
(2017-2023 F-250/F-350 6.2 and 7.3 Gas engines)

**To view install video: go to our website, [www.JLosc.com](http://www.JLosc.com) Search: 3042P click videos.**  
**Installation Instructions**


Please review complete instructions prior to installing.

Step#	
<b>1</b>	<b>Verify you have all of the following parts included in the kit:</b> (1) J&L Oil Separator, (1) J&L Mounting bracket, (2) M4 Fine thread machine screws, (1) M6x1.0 nut
<b>2</b>	<b>Gather the following tools needed for the installation:</b> Phillips screwdriver, 10mm socket and ratchet
<b>3</b>	Remove factory PCV line by pulling tabs and removing it from the PCV valve and intake manifold 
<b>3a</b>	<b>6.2L:</b> Passenger side of engine at the rear of the valve cover 

3b

7.3L:

Passenger side at front of valve cover



Pull wire clip on intake UP and pull intake tube out of the way



4

Use the supplied M4 screws to mount the separator to the bracket



5

Locate the stud on the driver side firewall where this will mount. Pry off OEM hose holding clip, use the supplied 10mm nut and secure the oil separator assembly to the stud and FLIP and reinstall the holding clip. **Route Oil Separator hoses UNDER OEM lines and across the engine**



6

**Install REAR/LONGER hose to the PCV connection on valve cover**  
**Install FRONT/SHORTER hose to fitting behind throttle body**



To properly clean the filter in the Oil Separator, spray any degreaser or solvent through it and let it air dry. Clean it every 10,000 miles.

Thank you for your business. If you have any questions, please e-mail [info@JLosc.com](mailto:info@JLosc.com) or call 757-842-6497. Our hours are Monday-Friday. 8:00am – 4:30pm Eastern Time.

**J&L Oil Separator co. Lifetime Satisfaction Guarantee.** We want you to be a J&L customer for life! Your new J&L product is warranted to be free from defects in materials and workmanship for the life of the *original retail purchaser*, subject to the limitations contained in our warranty found here. [www.JLosc.com/warranty](http://www.JLosc.com/warranty)

We guarantee workmanship and even a pathway to discounted upgrades for substantially improved items.

**Return Policy:** All returns will be subject to a 10%-25% restocking fee. Please visit [www.JLosc.com](http://www.JLosc.com) for complete return policy.

**Disclaimer:** J&L Oil Separator co. makes no warranties whatsoever, expressed, or implied, oral or written to any purchasers, except the warranty above. J&L Oil Separator co. hereby specifically excludes from any implied warranty of merchantability or implied warranty of incidental, secondary, or consequential damages of any kind whatsoever. All purchasers and users of products manufactured by J&L Oil Separator co. agree to hold harmless and indemnify J&L Oil Separator co. from any and all claims arising from their use. Failure to receive notice of any or the limitations contained in this disclaimer shall not serve to extend liability to J&L Oil Separator co. for any claims arising out of use of its products.