

1-800-345-4545 VOICE
1-614-299-4444 FAX



JEGS National Headquarters • 101 Jeg's Place • Delaware, OH 43015



Estimated build time is 3 days

Custom Axle Order Form

All Orders Must Be Prepaid

1. Shipping Address *We cannot deliver to PO box!

Home Phone _____
Name _____
Address* _____
City _____ State _____ Zip _____

2. Credit Card Billing Address

Name on card _____
Address _____
City _____ State _____ Zip _____
Work Phone _____

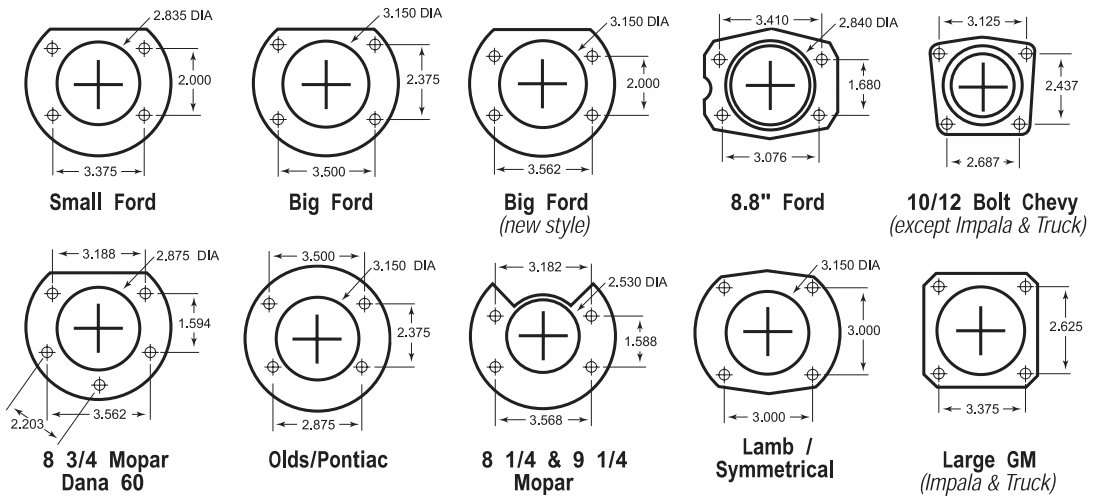
3. Billing Information

Credit Card # _____
Expiration Date _____
 Certified Check/Money Order

Application (Street, Street/Strip, Drag, Oval) _____ Rear End (12-Bolt, 9", etc.) _____
Type & Brand of Center Section _____ No. of Splines _____
Flange O.D. (Dimension **J**) _____ Type of Brakes _____ Vehicle Brakes are from _____
What Type of Housing End? _____ (Circle Correct Type)

Below is a list of related parts available to correctly install your axles. Check any that may apply. A salesperson will contact you with pricing and package deals where applicable.

- Axle Bearings
- C-Clip Eliminator
- Ring & Pinion
- Bearing Retaining Plates
- Spool
- R&P Install Kit
- Wheel Studs
- Spool Bearings
- Other _____



Driver Side Dimensions

C _____

K _____

Passenger Side Dimensions

C _____

K _____

A _____

Bolt Circle _____ Required

Stud Type: Screw-In Press-In

Stud Size: _____ Required

Stud Length: _____ Required

B _____

H _____

D Axle flange to axle flange width

E Housing flange to housing flange

F Driver side housing flange to pinion center

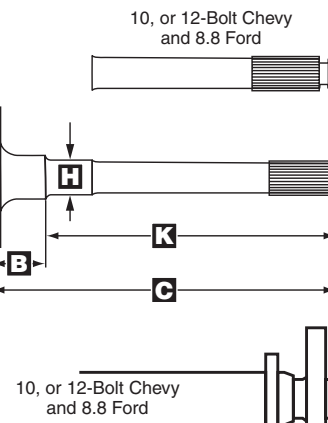
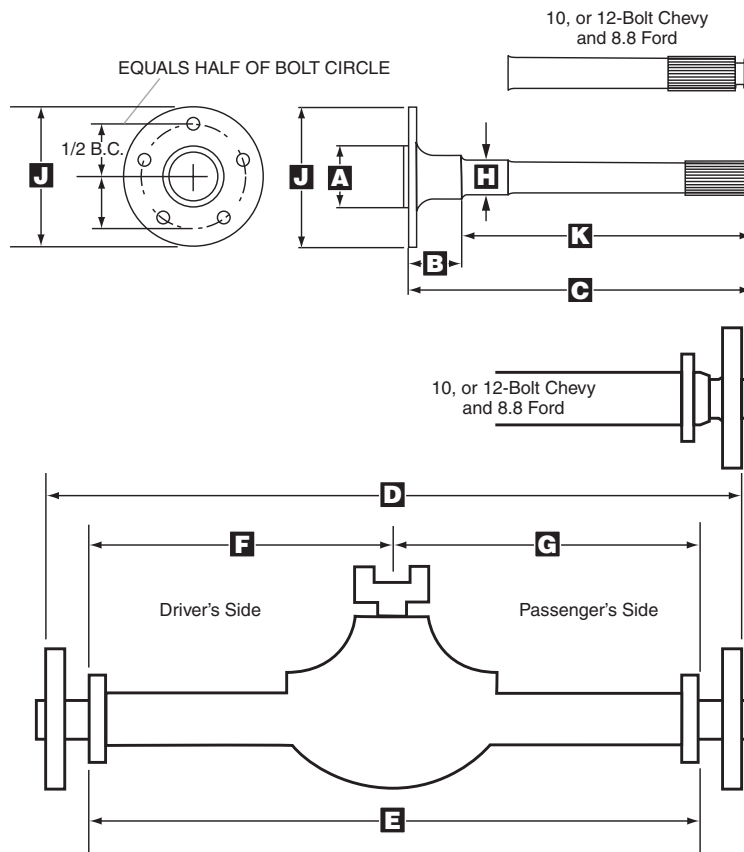
G Passenger side housing flange to pinion center

D _____

E _____

F _____

G _____



Revised 12/13/06

Internal Use Only: DTR