

1-800-345-4545 VOICE
1-614-751-9873 FAX



Jeg's National Headquarters • 101 Jeg's Place • Delaware, OH 43015



Estimated build time is 2 weeks

Custom Axle Order Form
All Orders Must Be Prepaid

1. Shipping Address *We cannot deliver to PO box!

Home Phone _____
 Name _____
 Address* _____
 City _____ State _____ Zip _____

2. Credit Card Billing Address

Name on card _____
 Address _____
 City _____ State _____ Zip _____
 Work Phone _____

3. Billing Information

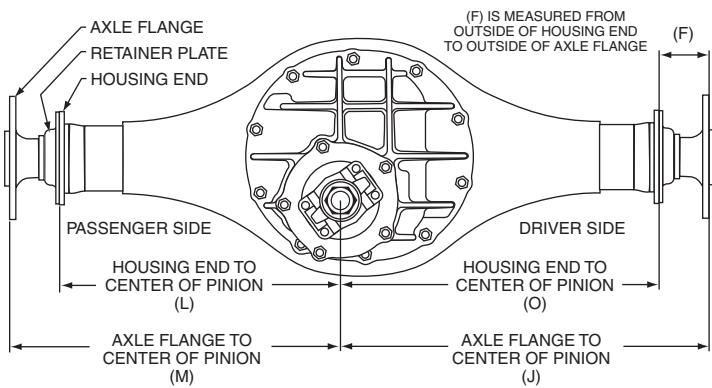
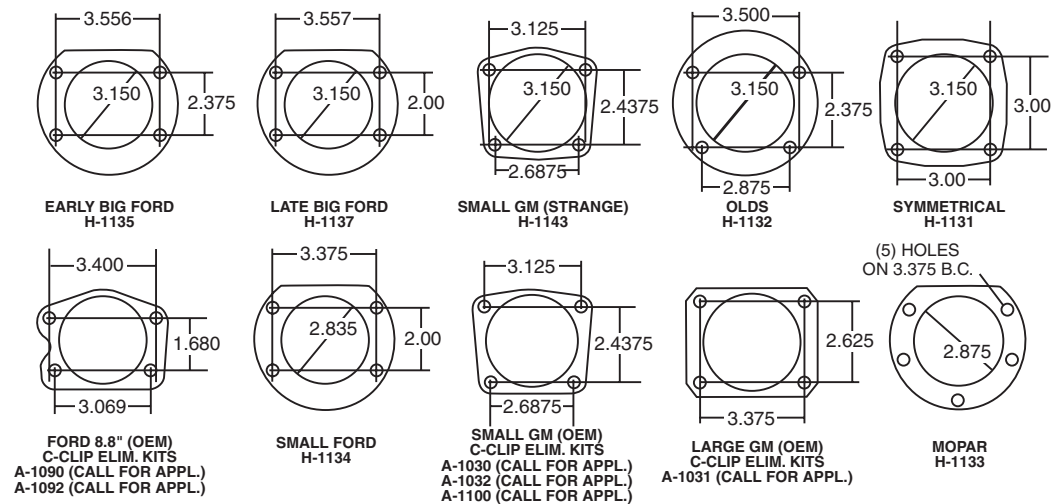
Credit Card # _____

 Expiration Date _____
 Certified Check/Money Order

Application (Street, Street/Strip, Drag, Oval) _____ Rear End (12-Bolt, 9", etc.) _____
 Type & Brand of Center Section _____ No. of Splines _____
 Flange O.D. (Std. is 6.245) _____ Type of Brakes _____ Vehicle Brakes are from _____
 Driver Side "C" _____ Passenger Side "C" _____ "A" _____ "B" _____ "H" _____ "F" _____
 Bolt Circle _____ Wheel Stud Diameter (1/2, 5/8) _____ Wheel Stud Length (2", 3") _____
 What Type of Housing End? _____ (Circle Correct Type)

Below is a list of related parts available to correctly install your axles. Check any that may apply. A salesperson will contact you with pricing and package deals where applicable.

- Axle Bearings
- C-Clip Eliminator
- Ring & Pinion
- Bearing Retaining Plates
- Spool
- R&P Install Kit
- Wheel Studs
- Spool Bearings
- Other _____



To order a custom housing OR if you want us to calculate axle lengths, please provide the following information:

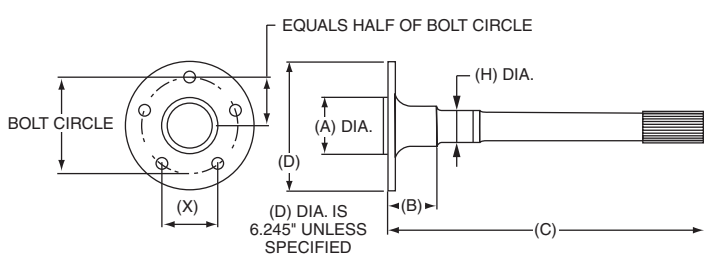
- Passenger Side Housing End to C.P. (L) _____
- Driver Side Housing End to C.P. (O) _____
- Housing End to Housing End (L) + (O) _____
- Passenger Side Axle Flange to C.P. (M) _____
- Driver Side Axle Flange to C.P. (J) _____
- Axle Flange to Axle Flange (Wheel to Wheel) equals (M) + (J) _____

NOTES: (1) Axle Flange to Axle Flange is measured from the OUTSIDE (Wheel Side) of the axle's flange to OUTSIDE (Wheel Side) of the opposite axle's flange.

(2) If you have listed only housing end to housing end or axle flange to axle flange - you must specify pinion offset.

NOTES: (3) (B) dimension should be measured with the axle bearing removed. If you cannot remove the axle bearing, insure that you supply a proper (F) dimension.

(4) (H) Dimension is not necessary if receiving bearings from Strange.



Revised 04/05/06