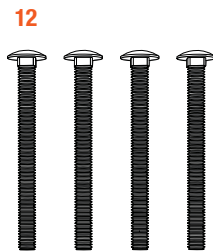
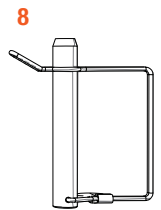
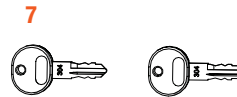
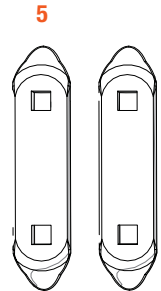
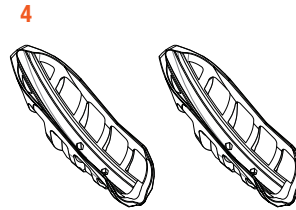
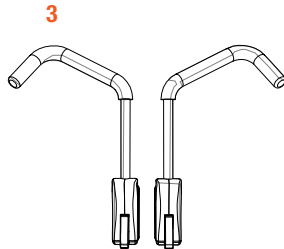
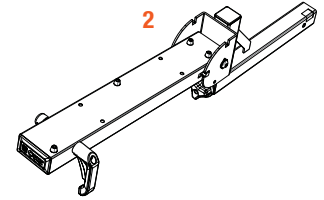
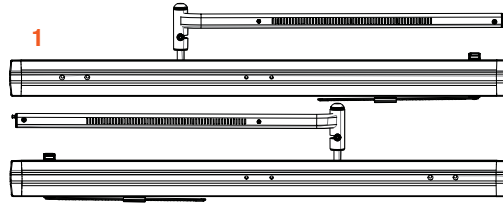


Parts List

Item	Qty	Description
1	2	Tray assembly
2	1	Shank assembly
3	2	Tire / frame hook assembly
4	2	Wheel basket
5	2	Tray spacer
6	2	Wheel strap sleeve
7	2	Key
8	1	Clevis pin, 1/2"
9	2	Button head cap screw, M6-1.0 x 10mm
10	4	Button head cap screw, M8-1.25 x 35mm
11	4	Nylock nut, M8-1.25
12	4	Carriage bolt, 3/8"-16 x 4"
13	4	Flat washer, 3/8"
14	4	Nylock nut, 3/8"-16



Torx wrench,
T-27

Hex drive
wrench, 5mm

Box wrench,
13mm / 14mm

