


Intake Kit Installation Instructions: 2009 Dodge Ram 1500, V8-5.7L Hemi



advanced FLOW engineering™
P.O. Box 1719
Corona, CA 92878
Support: 951-493-7100
aFepower.com

Kit Part #	51/54-11632 Stage 2	Tools Required:	Part List:	
Make:	Dodge	5/16" nut driver or slotted screwdriver	1 Air filter <i>Pro-5R™</i> 24-91040 or	1 Coupling, straight (05-00307)
Model	Year	4mm Allen Wrench	<i>Pro Dry S™</i> 21-90053	1 Coupling, elbow (05-00464)
Ram 1500	2009		1 Air filter adapter	3 Clamps #056
	Engine		5 M6x10 button head bolts	1 Clamp #064
	V8-5.7L Hemi		1 Tube, intake	
			1 Housing	
			1 Grommet	
			1 Rubber hose 6.5"	
			1 Trim-seal 29.25"	




Complete stock intake.




Loosen the clamp at the throttle body.



Disconnect the tempature sensor by sliding back the red clip, then pushing the black release tab and pulling off.




Unplug the crank case breather tube.




Unclip all four clips on the stock air box.




Pull up on the stock intake tube to remove it from the throttle body.



Lift off the stock air box cover.



Remove the stock air filter.



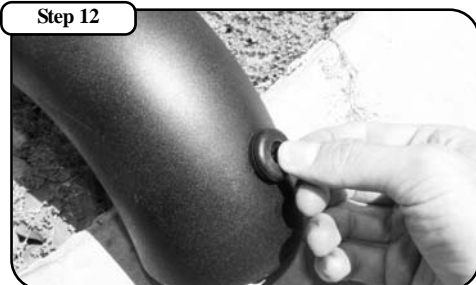
Secure the air filter adapter to the housing using the (5) M6 allen bolts provided.




Place aFe air filter onto the air filter adapter. Tighten the clamp loosely for now just to hold the filter on. You will still need to rotate the filter.



Remove the tempature sensor from the stock intake tube.



Place the provided grommet into the hole on your new aFe intake tube.



Your install is complete. Make sure all clamps are tight and all electrical connections are secure. Re-tighten all clamps after a few hours of use. Thank you for choosing aFePower.

Note: Filter Cleaning and Re-oiling: When cleaning your aFe filter, be sure to use only aFe's "Restore Kit" (aFe P/N: 90-50001 blue oil aerosol, aFe P/N: 90-50501 blue squeeze bottle oil, or aFe P/N: 90-59999 Pro-Dry S Cleaner)
Filter Replacement: Magnum FLOW P/N: **Pro-5R™**#24-91040 (black w/blue media) or **Pro Dry S™**#21-90053 (black w/white media)