

MSD INSTALLATION INSTRUCTIONS

MSD to GM Single Coil Harness PN 8877

IMPORTANT: Review the Ignition Control instructions before attempting the installation.

The MSD to GM 3-Terminal Coil Harness is designed to provide a splice-free and simple installation of an MSD Ignition Control to GM vehicles equipped with a 3-Terminal single connector Coil (Figure 1).

MSD 6 and 7 Series Ignitions

All of the wires connect to the corresponding colored wires (Figure 2). MSD 7 Series Ignitions share the same color wires.

1. Disconnect the connector from the coil and connect it to the MSD PN 8877 Harness.
2. Connect the other end of the Harness to the Coil.
3. Connect the four wires of the Harness to the MSD Ignition Control.

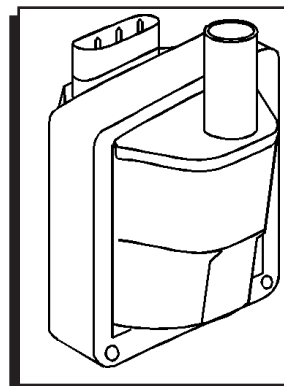


Figure 1 GM 3-Terminal Coil.

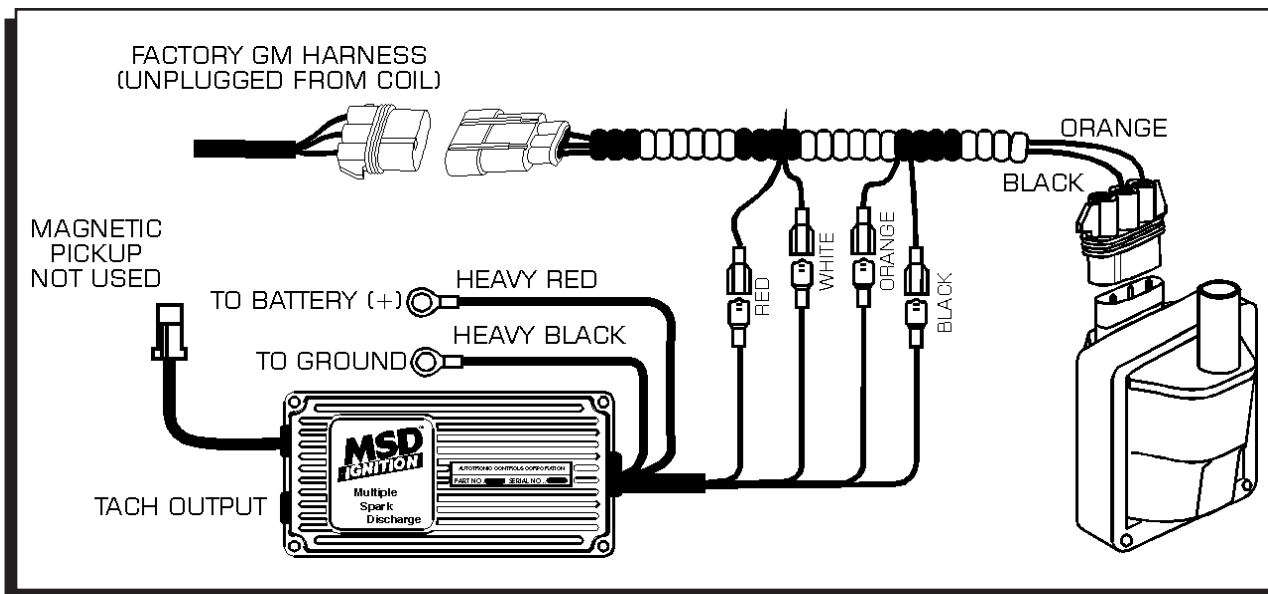


Figure 2 Installation with an MSD 6 or 7 Series Ignition Control.

Installation with an MSD Timing Control

The PN 8877 may still be used when adding an MSD Timing Control. Figure 3 shows a common installation.

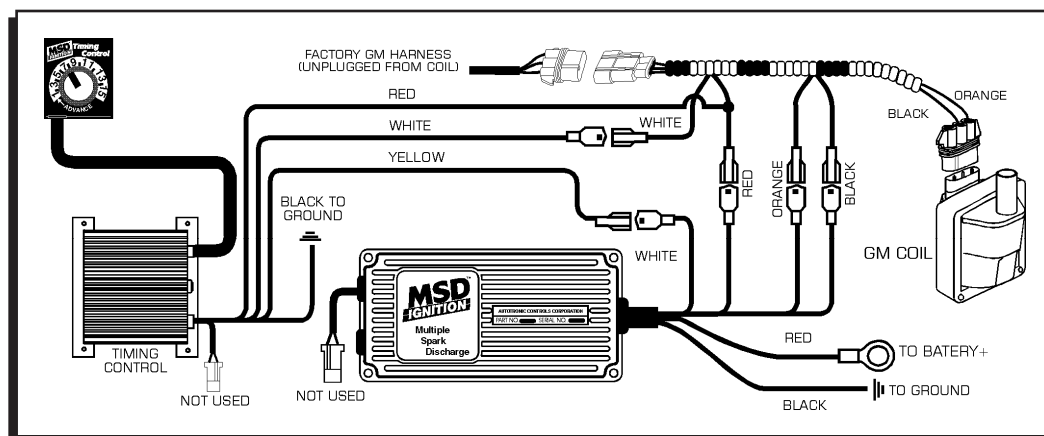


Figure 3 Wiring in an MSD Timing Control with a 6 or 7 Series Ignition.

MSD INSTALLATION INSTRUCTIONS

MSD 5 and Blaster Ignition

Note that the MSD 5 and Blaster Ignitions wire differently than the 6 and 7 Series Ignitions. The Red wire of the MSD 5 or Blaster Ignition connects to **both** the Harness Orange and Red wires (Figure 4).

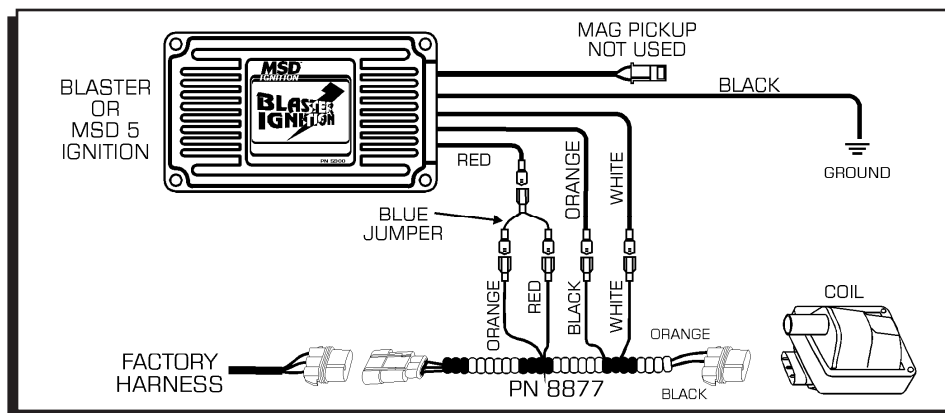


Figure 4 Installation with an MSD 5 or Blaster Ignition.

Service

In case of malfunction, this MSD component will be repaired free of charge according to the terms of the warranty. When returning MSD components for warranty service, **Proof of Purchase** must be supplied for verification. After the warranty period has expired, repair service is based on a minimum and maximum fee.

All returns must have a Return Material Authorization (RMA) number issued to them before being returned. To obtain an RMA number please contact MSD Customer Service at 1 (888) MSD-7859 or visit our website at www.msperformance.com/rma to automatically obtain a number and shipping information.

When returning the unit for repair, leave all wires at the length in which you have them installed. Be sure to include a detailed account of any problems experienced, and what components and accessories are installed on the vehicle. The repaired unit will be returned as soon as possible using Ground shipping methods (ground shipping is covered by warranty). For more information, call MSD at (915) 855-7123. MSD technicians are available from 7:00 a.m. to 5:00 p.m. Monday - Friday (mountain time).

Limited Warranty

MSD warrants this product to be free from defects in material and workmanship under its intended normal use*, when properly installed and purchased from an authorized MSD dealer, for a period of one year from the date of the original purchase. This warranty is void for any products purchased through auction websites. If found to be defective as mentioned above, it will be repaired or replaced at the option of MSD. Any item that is covered under this warranty will be returned free of charge using Ground shipping methods.

This shall constitute the sole remedy of the purchaser and the sole liability of MSD. To the extent permitted by law, the foregoing is exclusive and in lieu of all other warranties or representation whether expressed or implied, including any implied warranty of merchantability or fitness. In no event shall MSD or its suppliers be liable for special or consequential damages.

*Intended normal use means that this item is being used as was originally intended and for the original application as sold by MSD. Any modifications to this item or if it is used on an application other than what MSD markets the product, the warranty will be void. It is the sole responsibility of the customer to determine that this item will work for the application they are intending. MSD will accept no liability for custom applications.