

# MSD IGNITION INSTALLATION INSTRUCTIONS

## MSD-to-Dodge Harness 1998-2003, PN 8884/1990-1997, PN 8889

### Parts Included:

1 - MSD Harness

**IMPORTANT:** Review the Ignition Control Instructions before attempting the installation.

The MSD-to-Dodge Coil Harness is designed to provide a splice-free and simple installation of an MSD Ignition Control to late model Dodge vehicles equipped with the coil shown in Figure 1.

### MSD 6 and 7 Series Ignitions

All of the wires connect to the corresponding colored wires (Figure 2). MSD 7 Series Ignitions share the same color wires.

1. Disconnect the connector from the coil and connect it to the MSD PN 8884/PN 8889 Harness.
2. Connect the other end of the Harness to the Coil.
3. Connect the four wires of the Harness to the MSD Ignition Control.

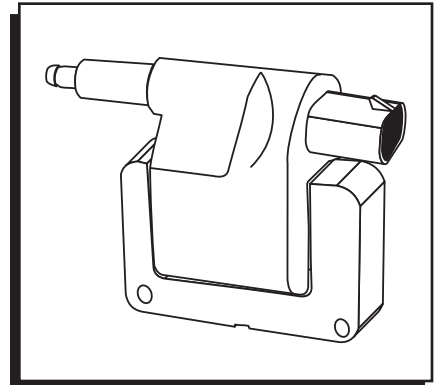


Figure 1 Dodge Coil.

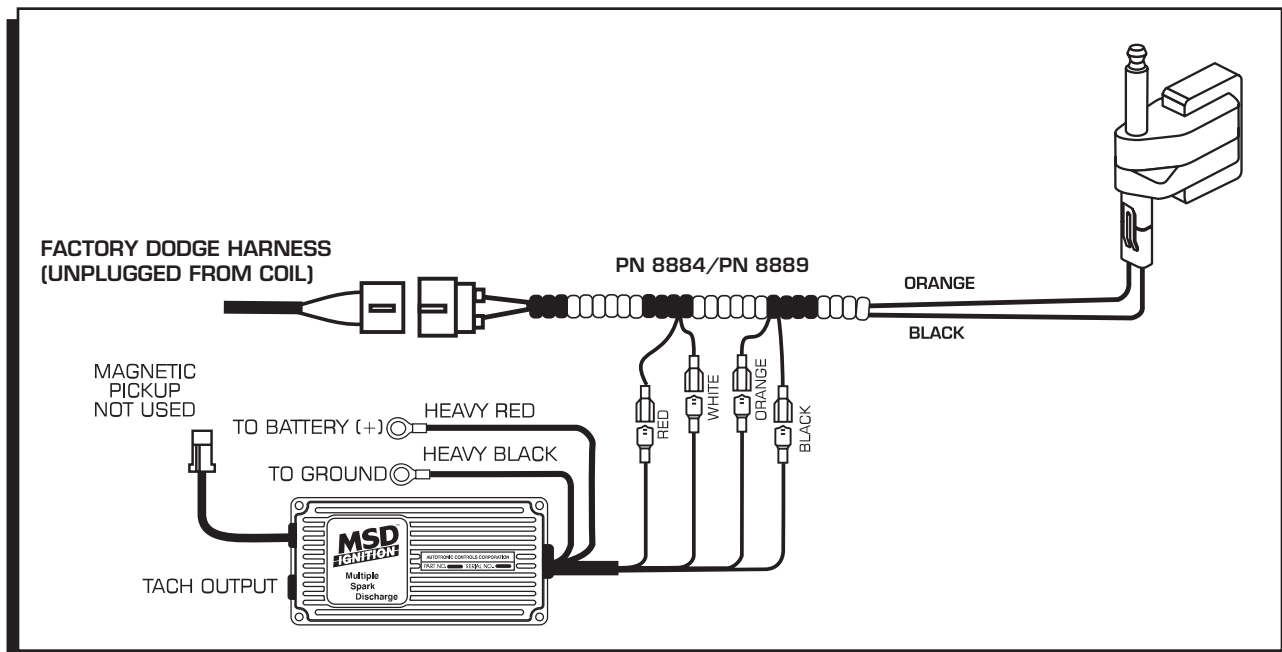


Figure 2 Installation with an MSD 6 or 7 Series Ignition Control.

## Installation with an MSD Timing Control

The PN 8884/PN 8889 may still be used when adding an MSD Timing Control. Figure 3 shows a common installation.

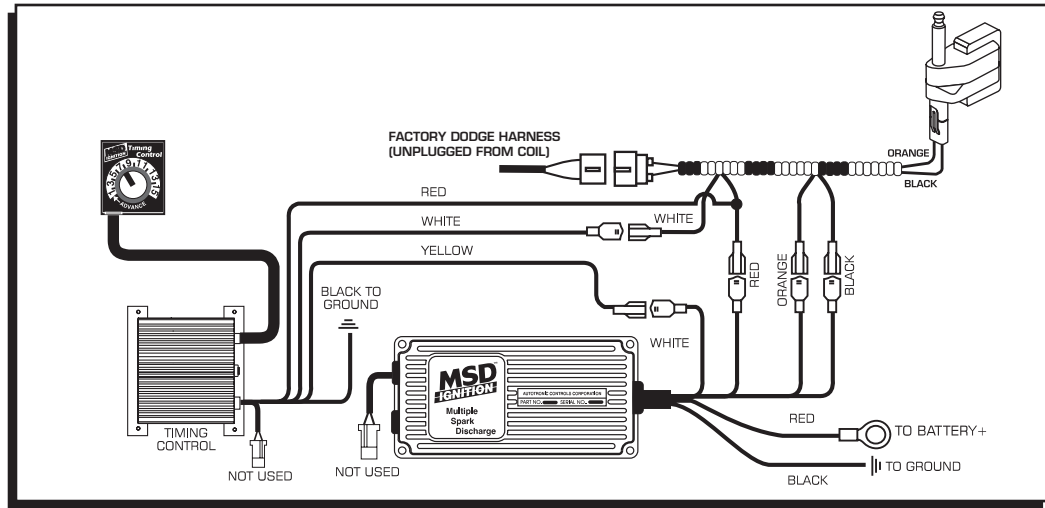


Figure 3 Wiring in an MSD Timing Control with a 6 or 7 Series Ignition.

## MSD 5 and Blaster Ignition

Note that the MSD 5 and Blaster Ignitions wire differently than the 6 and 7 Series Ignitions. The Red wire of the MSD 5 or Blaster Ignition connects to **both** the Harness Orange and Red wires (Figure 4).

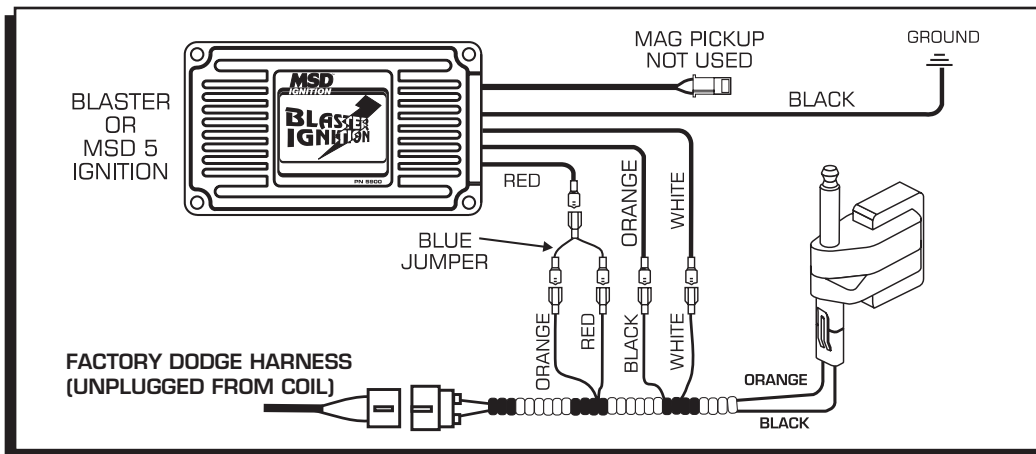


Figure 4 Installation with an MSD 5 or Blaster Ignition.

## Service

In case of malfunction, this MSD component will be repaired free of charge according to the terms of the warranty. When returning MSD components for service, **Proof of Purchase** must be supplied for warranty verification. After the warranty period has expired, repair service is charged based on a minimum and maximum charge.

**All returns must have a Return Material Authorization (RMA) number** issued to them before being returned. To obtain an RMA number please contact MSD Customer Service at 1 (888) MSD-7859 or visit our website at [www.msdisignition.com/rma](http://www.msdisignition.com/rma) to automatically obtain a number and shipping information.

When returning the unit for repair, leave all wires at the length in which you have them installed. Be sure to include a detailed account of any problems experienced, and what components and accessories are installed on the vehicle.

The repaired unit will be returned as soon as possible after receipt. (Ground shipping is covered by warranty). All units are returned regular UPS unless otherwise noted. For more information, call MSD Ignition at (915) 855-7123. MSD technicians are available from 7:00 a.m. to 6:00 p.m. Monday - Friday (mountain time).