

# INSTALLATION INSTRUCTIONS

**WARNING: NEVER EXCEED YOUR VEHICLE MANUFACTURER'S RECOMMENDED TOWING CAPACITY**

## E16 / Q16 WEDGE KIT



### 16991 PARTS LIST

Item#	Qty	Description
1	1	E16 wedge weldment
2	2	Hex bolt
3	2	Helical lock washer, 5/8"

### 16992 PARTS LIST

Item#	Qty	Description
1	1	Q16 wedge weldment
2	2	Hex bolt
3	2	Helical lock washer, 5/8"

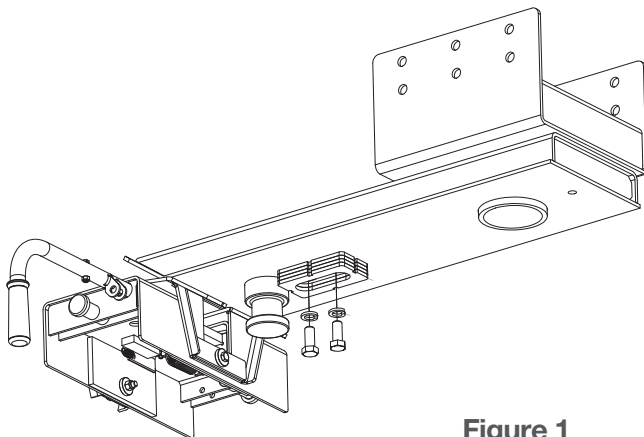
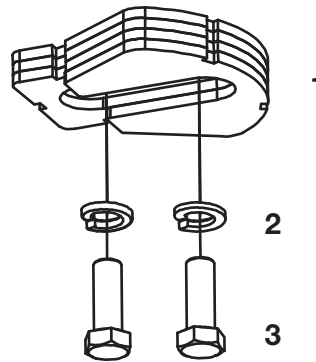
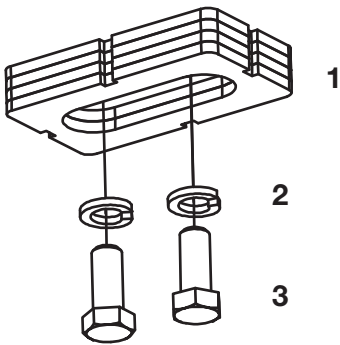


Figure 1

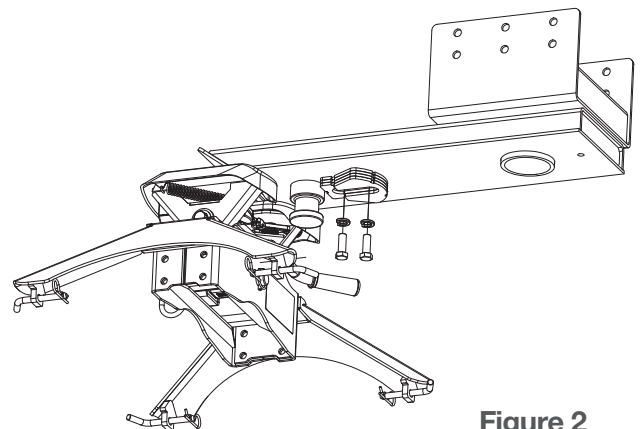


Figure 2

# ASSEMBLY

## Step 1

Attach appropriate wedge (#1) to pin box using 5/8" bolts (#2) and washers (#3). Tighten until lock washer begins to engage.

## Step 2

Apply grease to both sides of the wedge and skid plate.

## Step 3

Couple the trailer following the owners manual for the 5th wheel hitch and pin box.

**Note:** 5th wheel hitch and pin box shown for reference only. See figures, 1 and 2.

## Step 4

Tap wedge with a rubber mallet into skid plate as much as possible. Tighten one or both bolts if accessible.

## Step 6

Uncouple the trailer following 5th wheel hitch manual.

## Step 7

Tighten both 5/8" bolts to 150 ft. lbs. torque.

# BEFORE TOWING EVERY TIME

Ensure all fasteners are tight and that all structural components are sound. **Note:** Do not tow trailer with worn or damaged parts.

Ensure the trailer weight does not exceed any part of the towing system. Be sure load is heavier towards front of the trailer while not exceeding the hitch vertical weight rating. Be sure trailer load is secured to prevent shifting and centered from left to right. **Note:** Never load the trailer heavier behind the trailer axle(s).

Check tires to ensure they are inflated to the proper specification. Follow vehicle and trailer recommendations.

Verify trailer lights, electric brakes and breakaway switches are working properly.

Visually confirm the 5th wheel jaws are locked around the trailers king pin.

Always ensure the safety pin is installed on the 5th wheel locking handle before towing.

# CURT WARRANTY

CURT Manufacturing, LLC (CURT) warrants to the original purchaser (Purchaser), its products to be free from defect under normal use and service, ordinary wear and tear expected, for the warranty period stated below, from the date of the original retail purchase, but subject to the limitations as set forth below.

## LIMITATION ON WARRANTY

CURT's obligation under the above warranty is limited to repair or replacement of the CURT Product (Product), at its option due to a manufacturing defect of the Product. CURT shall not be liable for the loss of or use of vehicles, loss of or damage to personal property, expenses such as telephone, lodging, gasoline, towing, tire damage or any other incidental or consequential damages incurred by the Purchaser, or any other person or entity.

CURT will examine the returned Product. If CURT, in its exclusive discretion, determines that the defect or damaged Product is covered under this limited warranty, CURT will repair the Product or replace it at that time.

Alterations to or misuse of the Product will void the warranty. For example, overloading or exceeding an automobile or trailer manufacturers' weight ratings, or maneuvering motor vehicles equipped with Products at improper rate of speed, shall void the warranty on any of the Products. Failure to properly maintain and regularly inspect the Product according to the specific instruction sheet accompanying each Product shall also void the warranty.

Some states do not allow the exclusion or limitation of incidental or consequential damages. If such exclusions or limitations are prohibited under the applicable law, the above limitation or exclusion may not apply.

This Warranty gives you specific legal rights and you may also have other rights, which vary from state to state.

The Purchaser, when returning a CURT Product, must observe the following steps:

1. The Purchaser must have proof of purchase of any damaged Product and supply the same to the headquarters of CURT. The Purchaser must obtain from CURT (toll free number is 877-CURTMFG (877.287.8634) a Returned Goods Authorization (RGA) number in order to return any damaged Product to CURT for inspection and evaluation under this Limited Warranty.

2. The Purchaser must pay all handling charges and shipping costs to deliver Products to CURT and must send the damaged Product along with the RGA number and proof of purchase to CURT at 6208 Industrial Drive, Eau Claire, Wisconsin 54701.

3. Upon receipt of damaged Product, CURT will determine whether the damaged Product is covered under the Limited Warranty. If it is, CURT will repair or replace the Product. If the Product is replaced, the Product that is originally returned by the Purchaser shall become the exclusive property of CURT. If the returned Product is not covered under the Limited Warranty, CURT will notify the Purchaser before taking any further action with regard to repair or replacement, which would be at the Purchaser's cost.