

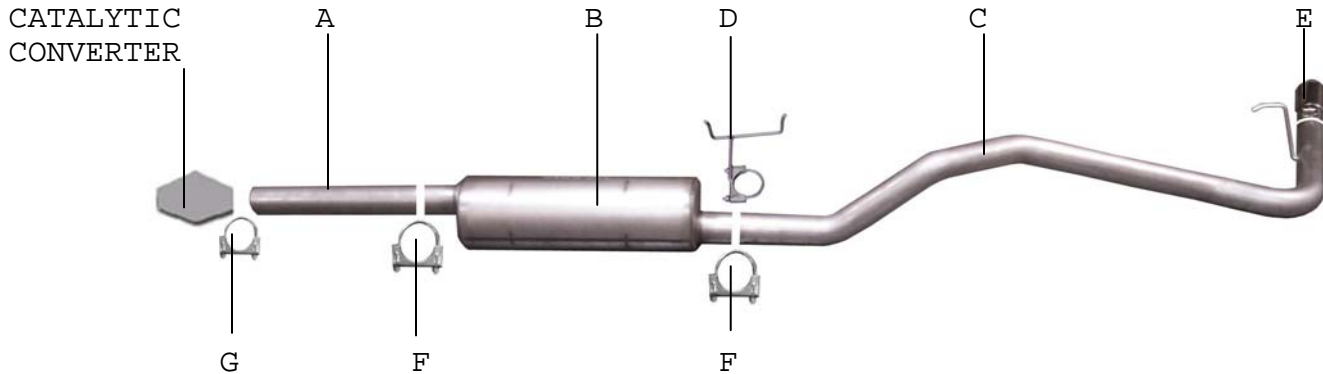


INSTRUCTION MANUAL

CAT-BACK SINGLE EXHAUST

95-99 TOYOTA TACOMA TRUCK 2.4L 2WD
STANDARD CAB, SHORT BED

PART # 18300



ITEM	PART #	QTY	DESCRIPTION
A	700130	1	2-1/2" HEADPIPE
B	788200	1	SUPERFLOW MUFFLER
C	700129	1	2-1/2" OVERAXLE TAILPIPE W/ HANGER
D	4131	1	REAR MUFFLER HANGER
E	500361	1	3" STAINLESS TIP
F	5757	2	2-1/2" CLAMP
G	5756	1	2-1/4" CLAMP

Thank you for purchasing our GIBSON EXHAUST SYSTEM for your vehicle. If you need further assistance, please do not hesitate to call our Technical Department at (800) 528-3044, Monday through Friday, 8:00 am to 5:00 PM. 0903


EXHAUST INSTALLATION #18300

When installing this exhaust system make sure to use proper safety precautions. Use jack stands when under the truck, set parking brake, block tires and use safety glasses and gloves.

DO NOT WORK WITH HOT PIPES!

SUGGESTED TOOLS:

½", 9/16" Socket, WD-40, Jack Stand, Hacksaw or Sawzall




Lay out the exhaust on the floor so it looks like the drawing and compare parts with manual. **To remove the stock exhaust Cut it 17 ½" in front of the muffler.** Leave all rubber grommets in place. Use WD-40 to aid in removal of exhaust and hangers.



Install the over axle tailpipe # C into the muffler 1-1/2" to 2". Secure to the muffler using clamp #F. Do not tighten. Insert welded hanger into rubber grommet.



Install head pipe # A on to your existing stock front pipe and secure with clamp # G.



Next install rear muffler hanger# D into grommets just above the outlet of the muffler clamp onto tailpipe. Do not tighten.



Install muffler #B onto head pipe 1-1/2" to 2" with the louvers facing towards the converter. Use a jack stand to support the muffler. Use clamp #F to secure the muffler to the head pipe. Do not tighten. Muffler inlet is looking into the louvers.



Install stainless steel tip. Clamp down. When you have everything in place, firmly tighten all bolts and clamp down securely. To clean stainless steel tip use any stainless steel cleaner and Scotch Brite pad.

MAKE SURE YOU HAVE A 1" CLEARANCE ON ALL RUBBER BRAKE LINES, SHOCK BOOTS, TIRES, FUEL LINES, ETC...