

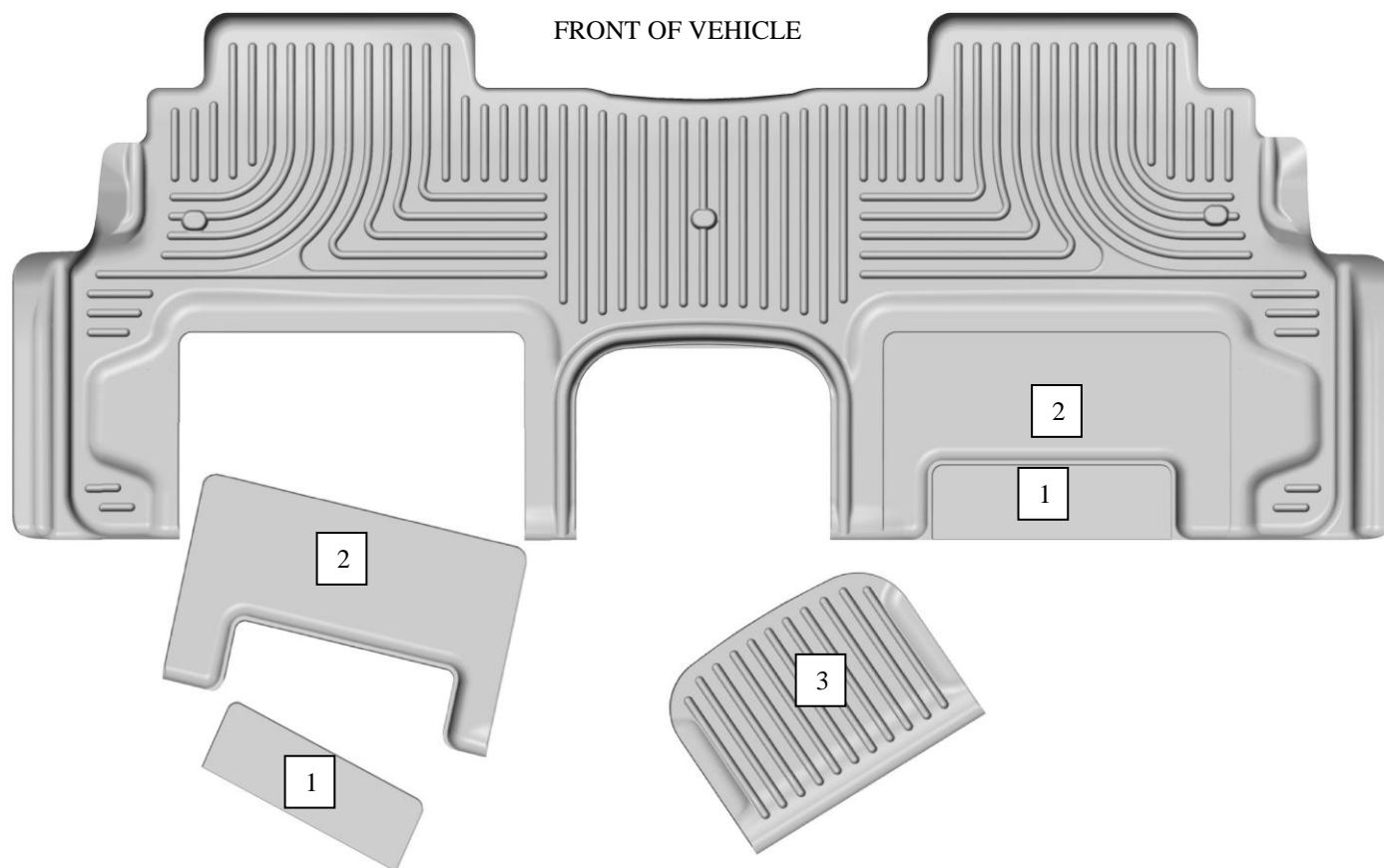
# HUSKY WeatherBEATER™ Custom Vehicle Floor Protection

## CARE AND USE INSTRUCTIONS

Thank you for selecting a WeatherBeater™ Floor Liner from Winfield Consumer Products. Your new second seat liner is custom molded to fit your vehicle with 2<sup>nd</sup> row bucket seating. The liner is made to take the place of your factory floor mats. **For correct fit, it is necessary to remove the factory floor mats before installing your new floor liner.** However, do not remove the factory-installed carpeting.

Your liner is made from an engineering resin that is lightweight and extremely tough and durable. The easiest way to clean your liner is with a damp cloth or sponge. If using a cleaner, 409® or Glass Plus® work well. Use of Armor All®, Son-of-a-Gun® or similar items is discouraged as these products make the liner slick.


### INSTALLATION INSTRUCTIONS FOR YOUR BUICK ENCLAVE, CHEVROLET TRAVERSE, GMC ACADIA & SATURN OUTLOOK 2<sup>ND</sup> SEAT FLOOR LINER--VEHICLES WITH 2<sup>ND</sup> ROW BUCKET SEATING




YOUR VEHICLE IS EQUIPPED WITH 2<sup>ND</sup> ROW BUCKET SEATS THAT CAN BE ADJUSTED TO MULTIPLE CONFIGURATIONS. PART #1921 IS DESIGNED TO ACCOMMODATE THESE POSITIONS. WITH YOUR SECOND ROW SEATS POSITIONED FOR MAXIMUM 2<sup>ND</sup> ROW PASSENGER LEG ROOM, YOUR LINER WILL FIT AS BOXED. IF YOU WISH TO REPOSITION YOUR 2<sup>ND</sup> ROW SEATS FOR MAXIMUM 3<sup>RD</sup> SEAT PASSENGER LEG ROOM, TRIM AWAY THE MATERIAL FROM THE TWO RAISED AREAS LOCATED ALONG THE BACK WALL OF YOUR LINER (SEE AREAS

LABELED "1" ABOVE). THIS WILL ALLOW THE 2<sup>ND</sup> ROW SEATS TO ADJUST FORWARD. IF YOU WANT TO STOW THE 2<sup>ND</sup> ROW SEATS FOR MAXIMUM CARGO STORAGE, YOU CAN SIMPLY REMOVE THE LINER FROM THE VEHICLE OR TRIM AWAY AREA "2" AS SHOWN ABOVE. TO TRIM THIS AREA, USE THE STEP IN THE LINER AS YOUR TRIMMING GUIDE. LASTLY, YOUR VEHICLE MAY BE EQUIPPED WITH A 2<sup>ND</sup> ROW CONSOLE. YOUR LINER WILL ACCOMMODATE THIS CONSOLE. SIMPLY TRIM THE MATERIAL FROM AREA "3" SHOWN ABOVE. A MOLDED IN STEP IS PROVIDED TO GUIDE TRIMMING. A UTILITY KNIFE WORKS WELL FOR TRIMMING.

**LINER SHOWN TRIMMED TO ACCOMMODATE 2<sup>ND</sup> ROW CONSOLE**



**LINER SHOWN TRIMMED TO ACCOMMODATE REPOSITIONING OF 2<sup>ND</sup> ROW SEATS TO ALLOW MORE 3<sup>RD</sup> SEAT LEG ROOM**



**LINER SHOWN TRIMMED TO ALLOW SLIDING FORWARD/STORAGE OF 2<sup>ND</sup> ROW SEATS**

