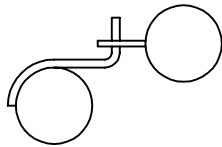
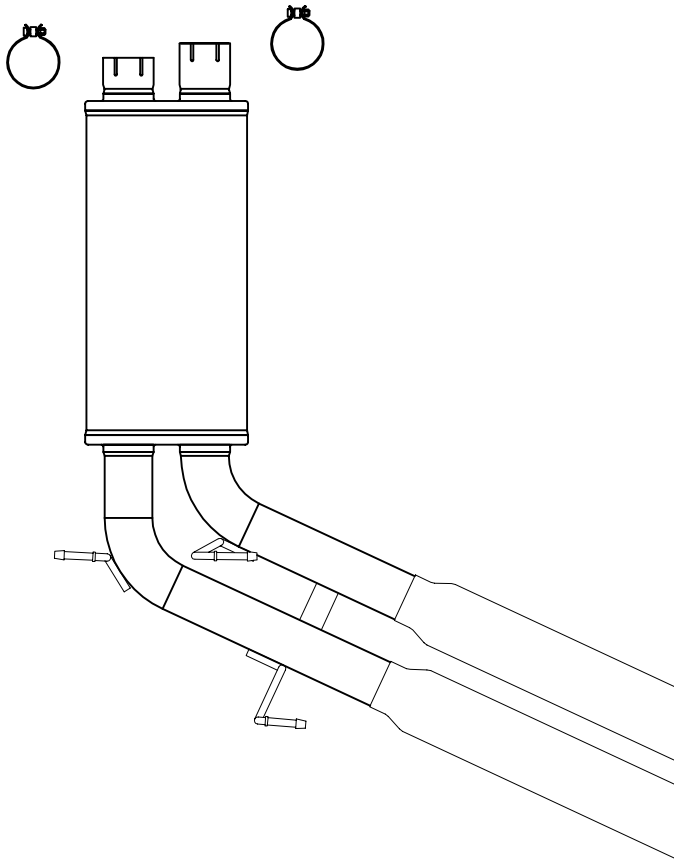
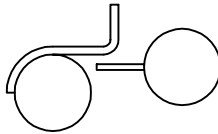


1999-2004 FORD F-150 LIGHTNING - 8CYL 5.4L SUPERCHARGED

OEM CONFIGURATION



MAGNAFLOW
CONFIGURATION



Warning: When working on under or around any vehicle exercise caution. Please allow the vehicle's exhaust system to cool before removal, as exhaust system temperatures may cause severe burns. If working without a lift, always consult vehicle manual for correct lifting specifications. Always wear safety glasses and ensure safe work area. Serious injury or death could occur if safety measures are not followed.

Step 1: (Carefully read all instructions before installation) Begin removal of the OEM exhaust system by unbolting the OEM U-clamps, and the bolt from the adjustment strap from the exhaust pipes in front of the muffler. Then carefully remove the system from the OEM rubber insulators, taking care not to damage them, as they will be reused. The catalytic converter pipes will need to be re-positioned (twisted) so the adjustment bracket on the passenger-side pipe rests below the stud on the driver-side pipe, as shown in the diagram.

Step 2: Begin the installation of your new exhaust system by fitting the front muffler extensions over the existing exhaust tubing, then mount the new system in the OEM rubber insulators. Leave the mounting clamp hardware loose for final adjustment of the complete system.

Step 3: With the new system still mounted loose, and adjust the system for overall aesthetics and clearance of frame and bodywork. (Magnaflow recommends at least 1/2" of clearance between the exhaust tips and any body panels to avoid heat-related bodywork damage or fire.)

Step 4: Once a final position has been chosen for the exhaust system, evenly tighten all clamps and hardware from front to rear, to complete installation. The supplied band clamps must be VERY tight to properly align the pipes and prevent leaks (Approximately 65ft-lbs). Inspect all fasteners after 25-50 miles of operation, and re-tighten if necessary.

*MAGNAFLOW Performance Exhaust recommends professional installation on all their products

Technical support: 1-800-959-9226 ext. 4500