



## WHEEL STUDS

P/N 46140

### INSTALLATION INSTRUCTIONS

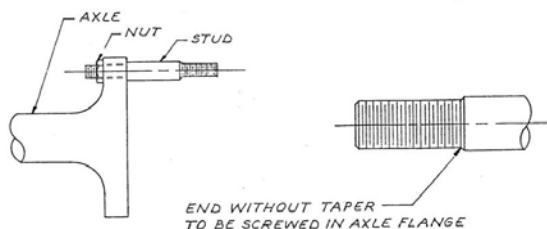
These Wheel Studs should be installed as shown in the diagram below with the tapered end of the shank towards the wheel.

Whether you use a thick or a thin wheel spacer depends on the type and thickness of the disc brake that you are using. Install wheel, then the correct spacer and the flange nut.

**NOTE:** Use thread Loctite on end that is threaded into flange.

#### PARTS LIST

- 5 STUDS
- 5 FLANGE NUTS
- 5 SHORT SPACERS
- 5 LONG SPACERS
- 5 CRIMP NUTS



For Technical Assistance, Call Moroso's Tech Line at (203) 458-0542, 458-0546 8:30am – 5:00pm Eastern Time

MOROSO PERFORMANCE PRODUCTS, INC  
80 CARTER DR • GUILFORD, CT 06437  
Phone: (203) 453-6571 • Fax: (203) 453-6906

VisitUsAtwww.moroso.com



## WHEEL STUDS

P/N 46140

### INSTALLATION INSTRUCTIONS

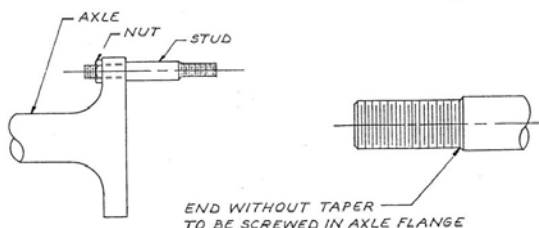
These Wheel Studs should be installed as shown in the diagram below with the tapered end of the shank towards the wheel.

Whether you use a thick or a thin wheel spacer depends on the type and thickness of the disc brake that you are using. Install wheel, then the correct spacer and the flange nut.

**NOTE:** Use thread Loctite on end that is threaded into flange.

#### PARTS LIST

- 5 STUDS
- 5 FLANGE NUTS
- 5 SHORT SPACERS
- 5 LONG SPACERS
- 5 CRIMP NUTS



For Technical Assistance, Call Moroso's Tech Line at (203) 458-0542, 458-0546 8:30am – 5:00pm Eastern Time

MOROSO PERFORMANCE PRODUCTS, INC  
80 CARTER DR • GUILFORD, CT 06437  
Phone: (203) 453-6571 • Fax: (203) 453-6906

VisitUsAtwww.moroso.com



## WHEEL STUDS

P/N 46140

### INSTALLATION INSTRUCTIONS

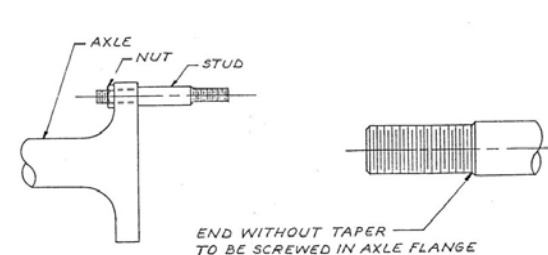
These Wheel Studs should be installed as shown in the diagram below with the tapered end of the shank towards the wheel.

Whether you use a thick or a thin wheel spacer depends on the type and thickness of the disc brake that you are using. Install wheel, then the correct spacer and the flange nut.

**NOTE:** Use thread Loctite on end that is threaded into flange.

#### PARTS LIST

- 5 STUDS
- 5 FLANGE NUTS
- 5 SHORT SPACERS
- 5 LONG SPACERS
- 5 CRIMP NUTS



For Technical Assistance, Call Moroso's Tech Line at (203) 458-0542, 458-0546 8:30am – 5:00pm Eastern Time

MOROSO PERFORMANCE PRODUCTS, INC  
80 CARTER DR • GUILFORD, CT 06437  
Phone: (203) 453-6571 • Fax: (203) 453-6906

VisitUsAtwww.moroso.com