



## SBC Centerbolt Loom Kit

Secures spark plug wires to keep them protected from crossfire and hot engine components.

Slight modifications are required to fit 8.5mm to 11mm wire or wire fitted with Moroso Insulating Sleeve.

### INSTALLATION

1. Install chrome plated brackets with looms attached, to stock loom mounting location as shown in diagram on back. Use stock loom fasteners, or if extra clearance is needed, 1/4-20 Socket Head Cap Screws can be used.
2. Simply "snap" wires into looms, (silicone spray lubricant helps ease the wires into the openings). Route the wires to the distributor as show in the diagram on back. Add wire separators where desired.
3. When using wire larger than 8mm or wire with Moroso Insulating Sleeve, use a file to remove the "nubs". See diagram on back.

**For Technical Assistance, Call Moroso's Tech Line at (203) 458-0542, 458-0546 8:30am – 5:00pm Eastern Time**

MOROSO PERFORMANCE PRODUCTS, INC  
80 CARTER DR • GUILFORD, CT 06437  
Phone: (203) 453-6571 • Fax: (203) 453-6906

Visit Us At [www.moroso.com](http://www.moroso.com)

72140INST

Rev.B  
072511



## SBC Centerbolt Loom Kit

Secures spark plug wires to keep them protected from crossfire and hot engine components.

Slight modifications are required to fit 8.5mm to 11mm wire or wire fitted with Moroso Insulating Sleeve.

### INSTALLATION

1. Install chrome plated brackets with looms attached, to stock loom mounting location as shown in diagram on back. Use stock loom fasteners, or if extra clearance is needed, 1/4-20 Socket Head Cap Screws can be used.
2. Simply "snap" wires into looms, (silicone spray lubricant helps ease the wires into the openings). Route the wires to the distributor as show in the diagram on back. Add wire separators where desired.
3. When using wire larger than 8mm or wire with Moroso Insulating Sleeve, use a file to remove the "nubs". See diagram on back.

**For Technical Assistance, Call Moroso's Tech Line at (203) 458-0542, 458-0546 8:30am – 5:00pm Eastern Time**

MOROSO PERFORMANCE PRODUCTS, INC  
80 CARTER DR • GUILFORD, CT 06437  
Phone: (203) 453-6571 • Fax: (203) 453-6906

Visit Us At [www.moroso.com](http://www.moroso.com)

72140INST

Rev.B  
072511



## SBC Centerbolt Loom Kit

Secures spark plug wires to keep them protected from crossfire and hot engine components.

Slight modifications are required to fit 8.5mm to 11mm wire or wire fitted with Moroso Insulating Sleeve.

### INSTALLATION

1. Install chrome plated brackets with looms attached, to stock loom mounting location as shown in diagram on back. Use stock loom fasteners, or if extra clearance is needed, 1/4-20 Socket Head Cap Screws can be used.
2. Simply "snap" wires into looms, (silicone spray lubricant helps ease the wires into the openings). Route the wires to the distributor as show in the diagram on back. Add wire separators where desired.
3. When using wire larger than 8mm or wire with Moroso Insulating Sleeve, use a file to remove the "nubs". See diagram on back.

**For Technical Assistance, Call Moroso's Tech Line at (203) 458-0542, 458-0546 8:30am – 5:00pm Eastern Time**

MOROSO PERFORMANCE PRODUCTS, INC  
80 CARTER DR • GUILFORD, CT 06437  
Phone: (203) 453-6571 • Fax: (203) 453-6906

Visit Us At [www.moroso.com](http://www.moroso.com)

72140INST

Rev.B  
072511



## SBC Centerbolt Loom Kit

Secures spark plug wires to keep them protected from crossfire and hot engine components.

Slight modifications are required to fit 8.5mm to 11mm wire or wire fitted with Moroso Insulating Sleeve.

### INSTALLATION

1. Install chrome plated brackets with looms attached, to stock loom mounting location as shown in diagram on back. Use stock loom fasteners, or if extra clearance is needed, 1/4-20 Socket Head Cap Screws can be used.
2. Simply "snap" wires into looms, (silicone spray lubricant helps ease the wires into the openings). Route the wires to the distributor as show in the diagram on back. Add wire separators where desired.
3. When using wire larger than 8mm or wire with Moroso Insulating Sleeve, use a file to remove the "nubs". See diagram on back.

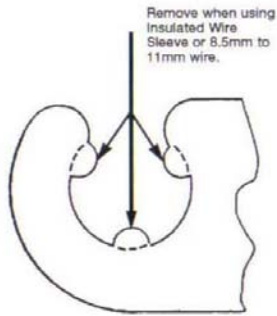
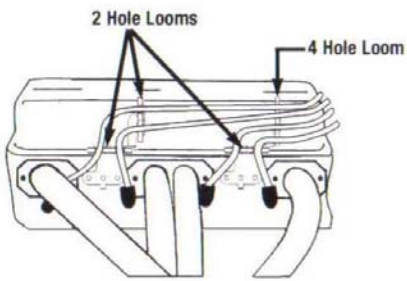
**For Technical Assistance, Call Moroso's Tech Line at (203) 458-0542, 458-0546 8:30am – 5:00pm Eastern Time**

MOROSO PERFORMANCE PRODUCTS, INC  
80 CARTER DR • GUILFORD, CT 06437  
Phone: (203) 453-6571 • Fax: (203) 453-6906

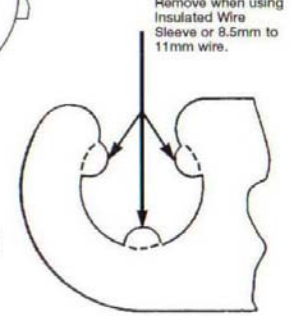
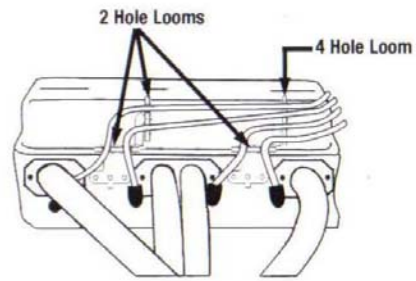
Visit Us At [www.moroso.com](http://www.moroso.com)

72140INST

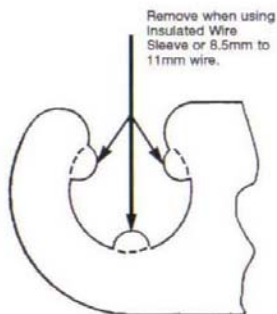
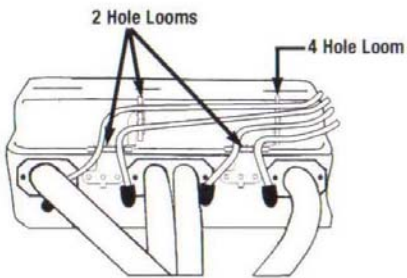
Rev.B  
072511



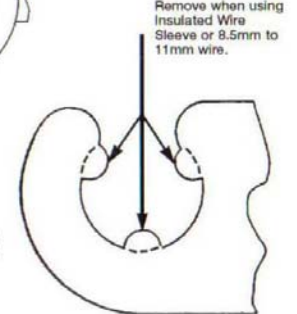
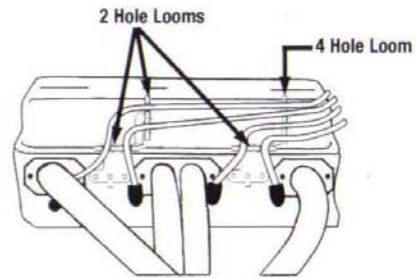
Use Silicone Spray Lube on plug wires to prevent cutting wires when installing into loom.



Use Silicone Spray Lube on plug wires to prevent cutting wires when installing into loom.



Use Silicone Spray Lube on plug wires to prevent cutting wires when installing into loom.



Use Silicone Spray Lube on plug wires to prevent cutting wires when installing into loom.