

# AW-ACCUM

Fits: All  
U140/U240/U241  
U150/U151/U250  
A750/A760/A761/A960 & AB60



## What you're fixing:

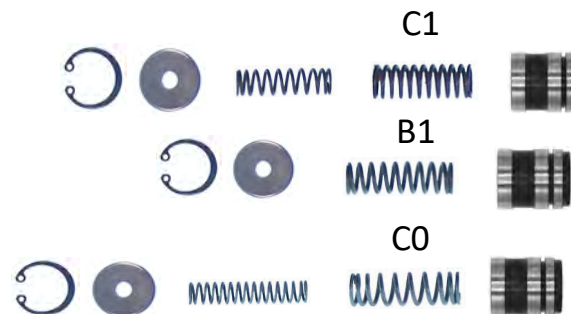

The original Toyota accumulator pistons have no seals and rely solely on the close tolerances of the mating components (when new) to control system leaks. However, over time and use, the soft aluminum accumulator pistons and bores wear, creating leaks resulting in shift feel complaints and burnt frictions.

TransGo's solution utilizes made-in USA hardened steel accumulator pistons fitted with scarf cut sealing rings to provide a positive seal in worn bores, even in a less than perfect bore that would normally damage any rubber seals.


**Step 1.** Remove original accumulator piston & springs. Keep the spring or springs together for each piston to prevent mixing them up.

**Step 2 .** Clean New Piston. Place a small amount of assembly gel into the groove and install the **New Scarf Ring** provided. Make sure gel is holding ring flush or below flush before installing to prevent ring damage. Re-use your original springs.

## A750/A760/A761/A960 & AB60



## U140/U240/U241



## U150/U151/U250

