




# SK<sup>®</sup> 670

**Fits: Lockup 670/470**

**Prevents/Corrects/Reduces**  
Converter Shudder Code 740  
Wrong Gear Starts  
Rough 1-2 up-shift  
Rough Neutral to Drive

## Triple Plate Stack up



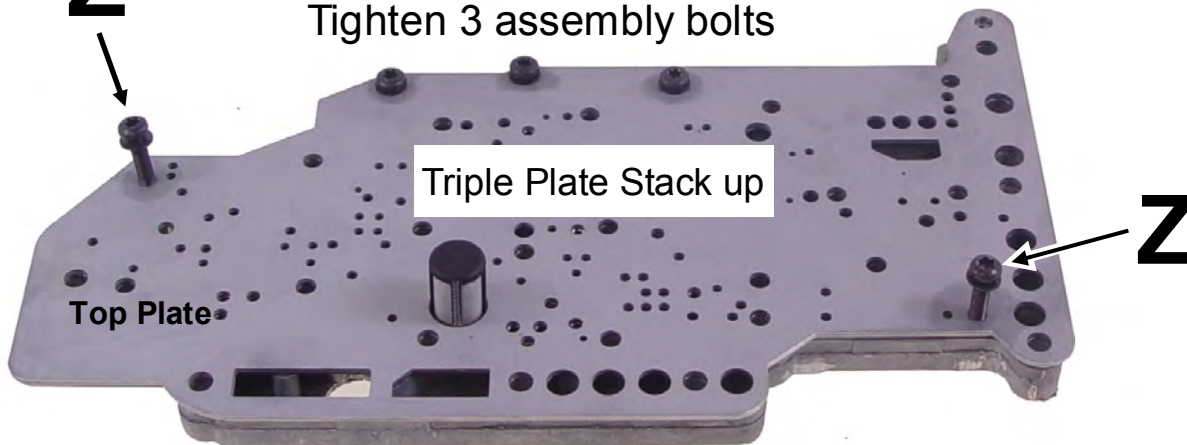
### Step 1

Install Original Plate on Channel Casting.  
Then install Slotted plate.  
Then install the Top Plate.  
Then start the two "Z" bolts.  
Install three assembly bolts

**Z**

## Channel Casting


Tighten 3 assembly bolts



Install with new longer bolts furnished.  
Two new hex head bolts are for the filter.

## Step 2

With 2 short cover plate bolts, **tightly** install drill jig. With 1/4" drill make new check-ball pocket .250 to .300 deep. Not fussy as long as the top edge of new .187 check-ball sits at least 1/16 below the top of the passages.




### LISTEN UP Rough Engagements? Converter Shudder?

This kit installs easily with trans in the car. If it still has a shudder it probably needs converter.

The new check ball and circuit design separator plates create a lockup boost circuit prevent lockup shudder and slip codes.

“When your customer feels the smooth Neutral to Drive and the short, with no bang 1-2 shift, he will know that you cared enough to find out how to really FIX it.”


VB springs are not changed. The spring spec's below are to assist your assembly.



The Goal = Zero Rework!

## Step 5

Install **Dirt Diaper** in pan as shown. Leave it in for 50 miles or so to trap all the break-in material and residual cooler debris, then remove it.



**Step 4** Install New 1-2 Accum Spring

**Patented Dirt Diaper traps the trash that causes:**

**Wrong Gear Starts-- Erratic shifts  
Sticking Governor Valves**

*“You’ll Just Love It!”*

The normal valve body filter **MUST** be used with the dirt diaper. The dirt diaper is **NOT** a replacement for the VB filter.



*“Let us Hear From You”  
Mr Shift®*