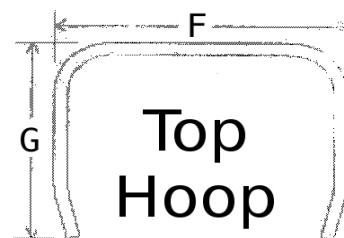
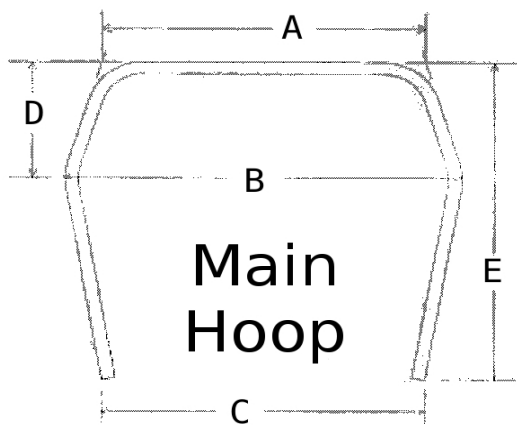




ROLL CAGE ORDER BLANK

Car Body \_\_\_\_\_

Car Year \_\_\_\_\_



F= \_\_\_\_\_

G= \_\_\_\_\_

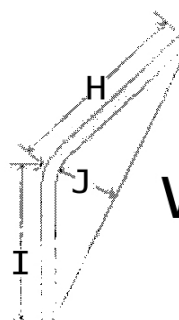
A= \_\_\_\_\_

B= \_\_\_\_\_

C= \_\_\_\_\_

D= \_\_\_\_\_

E= \_\_\_\_\_



Windshield Post

H= \_\_\_\_\_

I= \_\_\_\_\_

J= \_\_\_\_\_

## 12 Point Roll Cage Specifications

Part Number	Make/Model/Year	A	B	C	D	E	F	G	H	I	J
550-943605K	Ford Courier	43	50	39	13	43	44	26	28	18.5	7
550-943705K	Ford EXP	39.4	50	48	15	40	40	32	26	35	10.5
550-945405K	54 Ford F-100 Truck	50.5	59.5	57	25.5	50.5	49.5	27	28	26.5	-----
550-945705K	77-79 Ford F-100 Truck	50.5	61	60	20	48	51	27	30	34	-----
550-943805K	64 Fairlane	44.5	54	55	18	46	46	27	-----	-----	-----
550-945005K	66 Fairlane	49	54	54	16	40	-----	-----	-----	-----	-----
550-942305K	Fairmont/Zephyr	-----	55.5	52	-----	-----	43.7	29.5	-----	-----	-----
550-943505K	60-63 Falcon	43.5	53	53	17	40	46	31	-----	-----	-----
550-943605K	64-65 Falcon	46	53	53	16	45	46	35	-----	-----	-----
550-946205K	30 Ford Coupe	36.5	45	40	17	44	42	24	-----	-----	-----
550-946105K	37 Ford Coupe	43	51	43.5	23	49	40	34	31	25	6.5
550-945805K	55-57 Ford	40	55	45	18	48	48	36	27	20	7
550-945905K	63-64 Galaxie	49.8	57	57	14	44	49	30	-----	-----	-----
550-942405K	70-77 Maverick/Comet	42.5	51	51	12	38.5	44.7	27.5	-----	-----	-----
550-940405K	65-66 Mustang	44	53	51	14	40	42.7	30	-----	-----	-----
550-940505K	67-68 Mustang/Cougar	44	53	51	14	40	42.7	30	-----	-----	-----
550-940605K	69-70 Mustang/Cougar	43.7	54	53	13	37.3	44	29	21	26	7
550-940705K	71-73 Mustang/Cougar	42.6	53	52	13	39	43	30	24	24	7
550-940805K	74-78 Mustang II	-----	-----	-----	-----	-----	38.7	25.5	-----	-----	-----
550-940905K	79-93 Mustang & 80-86 Capri	39.1	52	46	14	39	39.7	29.5	-----	-----	-----
550-944605K	94-02 Mustang	36	50.5	51	13	43	-----	-----	-----	-----	-----
550-942005K	Pinto/Bobcat	-----	-----	47	-----	-----	36.7	26.5	24	28.5	12
550-945505K	82-94 Ford Ranger	42	50	49	17	46	43	26	23	29	8.5
550-943405K	55-57 T-Bird ***	48	-----	54	-----	42	47	29.5	-----	-----	-----
*** No side bends in main hoop											
550-942905K	83-92 T-Bird	38.6	56.5	55	16	42	43	34.5	28	28	-----
550-946005K	68-69 Ford Torino/Mercury Cyclone	40.5	58	59	14	39	43	30	25	24	8
550-941505K	64-77 GMA Chevelle/LeMans/Cutlass/Skylark/GTO/GS/Tempest/442	43.5	56	53	13	42	44.7	28.5	25.5	23.3	8.5
550-943005K	Beretta	35	51	47	14	43	38	-----	-----	-----	-----
550-946905K	73-87 Chevy C-10 Truck	49	61.5	59	18	-----	50	38	-----	-----	-----
550-946705K	78 Chevy Caprice/Parisienne/Impala/Eighty Eight/Ninety Eight	39.8	58.5	56	16	45	46	35	29	21	4
550-946405K	91-96 Caprice/Impala/Roadmaster	40.6	62	55	16	45	44	30	26	21	12
550-942505K	Chevette/T1000	-----	-----	43	-----	-----	37.7	26.5	-----	-----	-----
550-947005K	40 Chevy Sedan	46	52	49	24	48	45	29	28	22	5.5
550-943305K	55-57 Chevy ***	51.2	-----	56	-----	45	48.5	39	20	31	4
*** No side bends in main hoop											
550-941205K	63-65 Chevy II ***	48.5	-----	53	-----	43	46.7	31.5	-----	-----	-----
*** No side bends in main hoop											
550-941305K	66-67 Chevy II ***	50.1	-----	58.5	-----	39.5	46.2	33.8	29	18.7	6.5
*** No side bends in main hoop											
550-941005K	63-83 Corvette	34.5	45.5	48.5	13	38	36.5	28.5	-----	-----	-----
550-941105K	84-93 Corvette	27	50.5	52	13	-----	39.7	23	-----	-----	-----
550-940105K	67-69 GM-F Camaro/Firebird	41	55	46.5	14	42.5	43.7	31	-----	-----	-----
550-940205K	70-81 GM-F Camaro/Firebird	41	55	46.5	14	42.5	40.7	30.5	26.5	23.5	10
550-940305K	82-92 GM-F Camaro/Firebird	37.2	56	52.5	15	41.5	39.2	26	-----	-----	-----
550-940505K	93-02 GM-F Camaro/Firebird	39.2	53	53	14	-----	40	33	28	26	11
550-944105K	Pontiac Fiero	42	57	57	15	39	41	30	-----	-----	-----

## 12 Point Roll Cage Specifications

Part Number	Make/Model/Year	A	B	C	D	E	F	G	H	I	J
550-941605K	78-88 GM-G Malibu/GN/Monte Carlo/Regal/Grand Prix/Cutlass RWD	40	53.5	50.7	14	43	41	28	29.5	24.5	7.7
550-945305K	Geo Storm	38	52.5	52.5	17	36	37	31	18	28	10
550-943105K	88-96 Grand Prix/Century/Cutlass FWD	-----	-----	-----	-----	-----	-----	-----	-----	-----	-----
550-946505K	61-64 Chevy Impala/Biscayne/BelAir	44.5	54	44	18	42	44	30	26	21	12
550-944005K	65-70 Impala/Biscayne	51	60	60	14	39	48	34	29	20	7
550-942205K	82-94 GM-J Cavalier/J2000/Sunbird/Skyhawk/Firenza/Cimarron	36.6	49	47	14	42	39	34	27	28	10
550-946805K	90-01 Chevy Lumina	41.5	54.5	52	16	39	41.5	33	-----	-----	-----
550-946605K	79 Chevy Luv Truck	41	48	50	14.5	42	40	24	24	22	8
550-9454705K	95-02 Monte Carlo	37.2	54	51	17	42	41	32	25	29	11
550-943205K	82-88 GM-N Somerset/Grand Am/Calais FWD	41.3	54	52	17	38	44	31	-----	-----	-----
550-943905K	82-93 S-10/S-15	39.2	52	48	16	48	40	27	27	27	10
550-940005K	Vega/Monza/Starfire/Skyhawk/Sunbird/Astre RWD	35	51	41	16	41	37.7	32	-----	-----	-----
550-941405K	68-79 GM-X Nova/Ventura/Apollo/Omega RWD	45	54	47	16	38	44.7	32.5	-----	-----	-----
550-944805K	80-Up GM-X Citation/Skylark/Phoenix/Omega FWD	40	53	51	16	40	42	36.5	29	27	-----
550-941705K	67-80 Mopar-A & F Dart/Demon/Duster/Volare/Swinger/Aspen/Valiant/67-69 Cuda	38	51	48.5	13	43	41.7	32	-----	-----	-----
550-941805K	Arrow	-----	-----	-----	-----	-----	38.7	-----	-----	-----	-----
550-944305K	63-65 Mopar-B Coronet/Belevdere/Satellite	48	56	54	17	43	47	32	25	25	5.5
550-944405K	66-70 Mopar-B Charger/GTX/Coronet/Belevdere/Satellite/Sport Fury/Sebring/Road Runner/Super Bee RT	43	56	53	16	42	44	34	-----	-----	-----
550-947405K	90 Chrysler LeBaron	35.6	52.5	48	16	42	36	32	24	24	9
550-947205K	70-93 Dodge D-100 Truck	51	62	63	18	48	49	30	27	29	8
550-942805K	Daytona/Laser/Charger/Turismo/Talon FWD	40	53	48	12.5	41	39.5	27	-----	-----	-----
550-944205K	70-74 Mopar-E Cuda/Challenger	42.5	57.5	55	17	43	-----	-----	-----	-----	-----
550-941905K	Mopar-K Reliant/Aries	-----	-----	-----	-----	-----	39.2	-----	-----	-----	-----
550-947105K	Mopar Neon	33.3	49	48	18	45	38	32	26	31	12
550-948705K	PT Cruiser	-----	-----	-----	-----	-----	-----	-----	-----	-----	-----
550-947305K	39 Plymouth Coupe	43.5	53	50	8	52	44	32	31	18	6
550-945205K	AMX	41.6	53.2	48.5	12	38.5	40.7	25.5	-----	-----	-----
550-948505K	49-53 Anglia/Thames	43	45.5	44	18	-----	36	42	-----	-----	-----
550-942705K	73 Datsun Z	36	48	50	11	-----	39.7	27	-----	-----	-----
550-942605K	78 Datsun 2+2	36	48	50	11	-----	39.7	27	-----	-----	-----
550-948105K	Henry J ***	45.5	-----	55	-----	48	46.5	43.2	-----	-----	-----
	*** No side bends in main hoop										
550-947805K	69-77 Hornet	40	50	48	17	43	36	18	26	24	8
550-948305K	61-86 Jeep CJ5/CJ7 ***	55.5	-----	55.5	-----	50	52	29	29.5	19	3
	*** No side bends in main hoop										
550-948005K	59 MGA	37	42.2	42.2	15	-----	39	24	-----	-----	-----
550-945150K	86-93 Mazda RX7	34.5	53	52	9	42	32	20	27	27	11.5

## 12 Point Roll Cage Specifications

Part Number	Make/Model/Year	A	B	C	D	E	F	G	H	I	J
550-947905K	61 Morris Minor ***	42	-----	45	-----	45	41	42	28	18	5
*** No side bends in main hoop											
550-942105K	Opel GT	32	43	48	13	40	34	26	-----	-----	-----
550-947705K	81 Renault LeCar	41	48	48	18	41	40.5	24	25	20	6.5
550-948605K	52 Studebaker	41	52	52	18	44	44	34	29	19	8
550-948205K	73 Toyota Truck	42	51.5	48	18	42	42	22	21	25	-----
550-948405K	67 Triumph Spitfire ***	40.5	-----	46	-----	40	-----	-----	-----	-----	-----
*** No side bends in main hoop											
550-947605K	Triumph TR7/TR8	33	51	55	13	38	38	30	22	26	6