

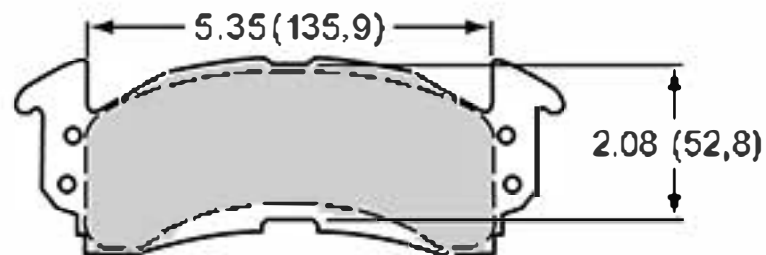
DIMENSION "D1" = (DISC DIAMETER/2) - .70 (17,8)
 CALIPER MOVES INWARD AS PAD WEARS, .35 (8,9) MAX.
 INLET FITTING: 7/16-20 BANJO

THIS CALIPER IS A DIRECT REPLACEMENT FOR FACTORY CALIPERS USING THE D52 TYPE BRAKE PAD.

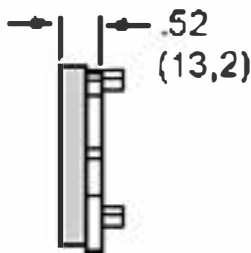
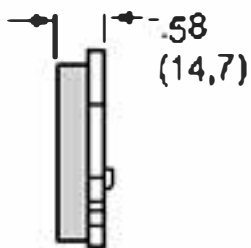
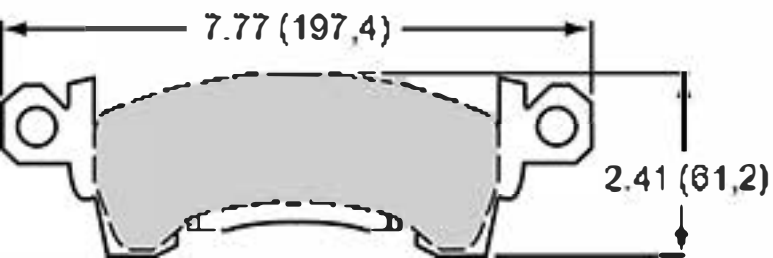
DISC WIDTH	"B" MOUNT OFFSET
.81 (20,6)	1.54 (39,1)
1.04 (26,4)	1.63 (41,4)
1.28 (32,5)	1.76 (44,7)

DISC DIAMETER	"E" OUTSIDE RADIUS
11.00 (279,4)	6.73 (170,9)
11.75 (298,5)	7.10 (180,3)
11.88 (301,8)	7.16 (181,9)
12.19 (389,6)	7.33 (186,2)
12.50 (317,5)	7.48 (190,0)

GM III CALIPER, TYPE D52 PAD DIMENSIONS:



INNER PAD ABOVE, OUTER BELOW



AXLE SET P/N	PAD TYPE / COMPOUND		
15A - 5737K	D52	A	PolyMatrix
15B - 3994K	D52	B	PolyMatrix
15C - 4419K	D52	C	PolyMatrix
15E - 6102K	D52	E	PolyMatrix
15H - 8232K	D52	H	PolyMatrix
15Q - 6830K	D52	Q	PolyMatrix
150 - 8939K	D52	10	BP-10 Smart Pad
150 - 9421K	D52	20	BP-20 Smart Pad
150 - 14777K	D52	30	BP-30 Smart Pad
150 - 12249K	D52	40	BP-40 Smart Pad